

Distributed by:

**JAMECO**<sup>®</sup>  
ELECTRONICS

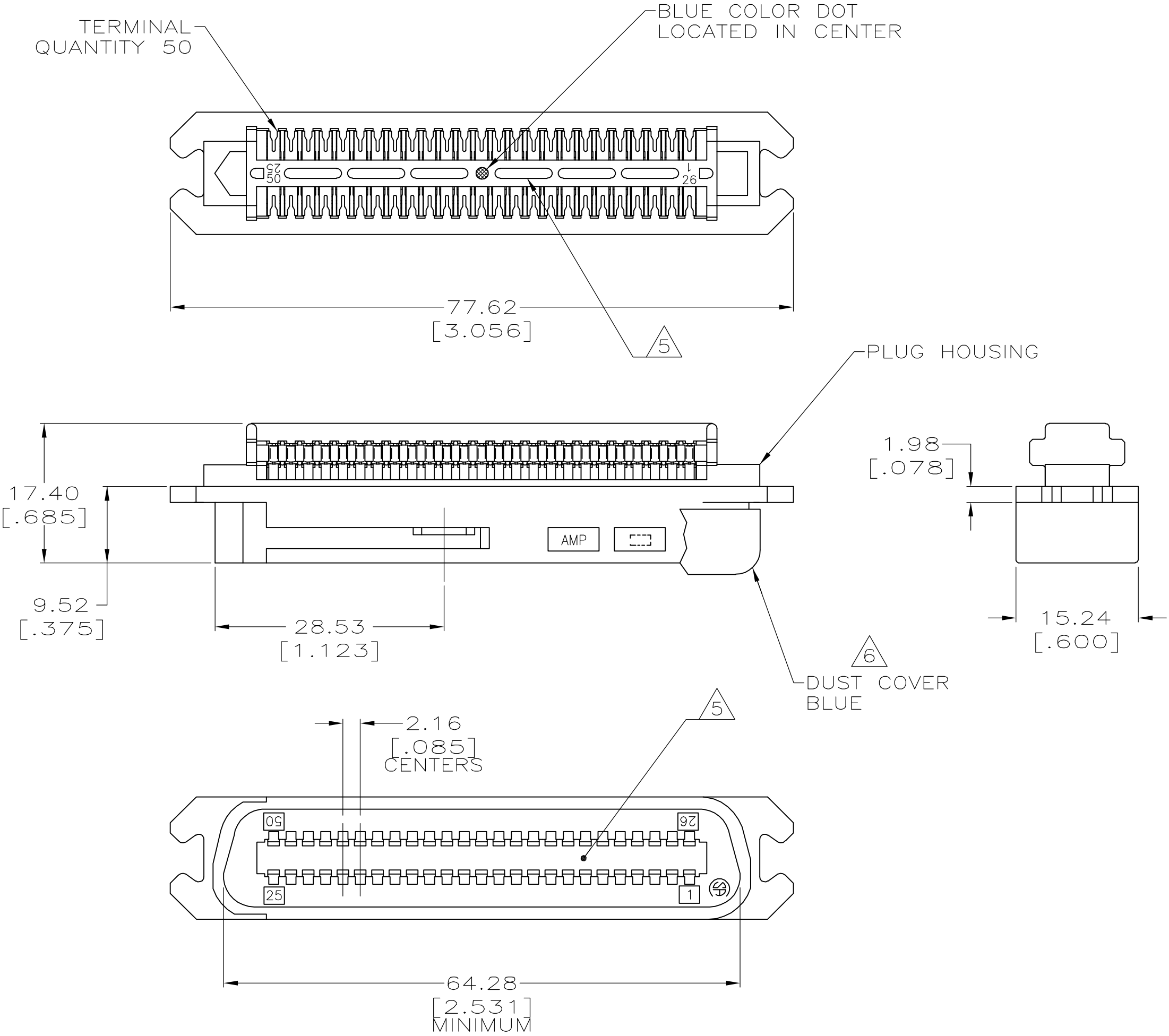
**www.Jameco.com ♦ 1-800-831-4242**

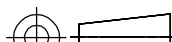



The content and copyrights of the attached  
material are the property of its owner.

Jameco Part Number 956248

LOC	DIST	REVISIONS				
GP	00	P	LTR	DESCRIPTION	DATE	DWN
			R	REVISED PER ECO-06-026525	10/NOV/06	ZR
						APVD
						WM

1. THE CONTACT SURFACES OF THE TERMINALS ARE COATED WITH LUBRICANT.
2. MATERIAL: HOUSING — POLYPHEYLENE OXIDE, BLACK.  
TERMINAL — HIGH STRENGTH COPPER ALLOY PLATED WITH  $0.76\mu\text{m}$  [.000030] MIN GOLD OR GOLD FLASH OVER  $0.76\mu\text{m}$  [.000030] MIN PALLADIUM NICKEL ON CONTACT MATING SURFACE.  $1.27\mu\text{m}$  [.000050] MIN NICKEL UNDERPLATE OVER ENTIRE TERMINAL.
3. ALL DIMENSIONS SHOWN ARE FOR REFERENCE ONLY UNLESS OTHERWISE SPECIFIED.
4. WIRE SIZE: 24 & 26 AWG SOLID OR 24 AWG 7 STRANDS OF COPPER CONDUCTORS. MAX INSULATION DIAMETER OF 1.14[.045] IS ACCEPTABLE FOR MOST APPLICATIONS.
5. CORING MAY OR MAY NOT APPEAR AND IS AT THE DISCRETION OF AMP.
6. DUST COVER, IF INCLUDED, IS SHIPPED NOT ASSEMBLED.



THIS DRAWING IS A CONTROLLED DOCUMENT.		DWN DL DRUMMOND 01JUN01		<div><b>tyco</b></div> <div><b>Electronics</b></div> <div>Tyco Electronics Corporation</div> <div>Harrisburg, PA 17105-3608</div>								
		CHK DL DRUMMOND 01JUN01										
DIMENSIONS: mm [INCHES]		TOLERANCES UNLESS OTHERWISE SPECIFIED:		APVD EW BEILES 01JUN01		NAME						
		0 PLC ± -		PRODUCT SPEC		PLUG ASSEMBLY, 50 POSITION, B-SLOT, BAIL LOCK, CHAMP-LOK						
		1 PLC ± -		—								
		2 PLC ± -		APPLICATION SPEC		SIZE		CAGE CODE	DRAWING NO	RESTRICTED TO		
		3 PLC ± -		—		A2		00779	C=552032			
		4 PLC ± -										
		ANGLES ± -										
MATERIAL		FINISH		WEIGHT		—				—		
				CUSTOMER DRAWING		SCALE		2:1	SHEET	1 of 1	REV	R