

Distributed by:

JAMECO[®]
ELECTRONICS

www.Jameco.com ♦ 1-800-831-4242

The content and copyrights of the attached
material are the property of its owner.

Jameco Part Number 857899

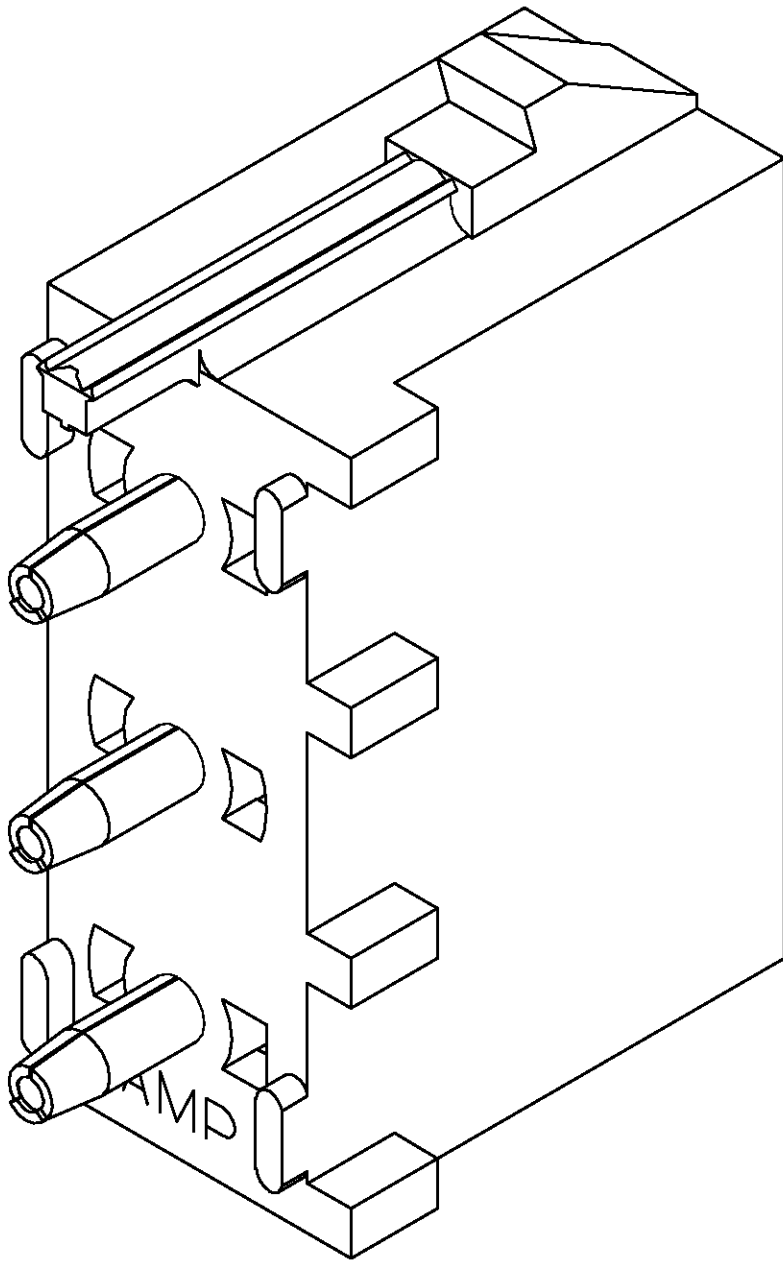
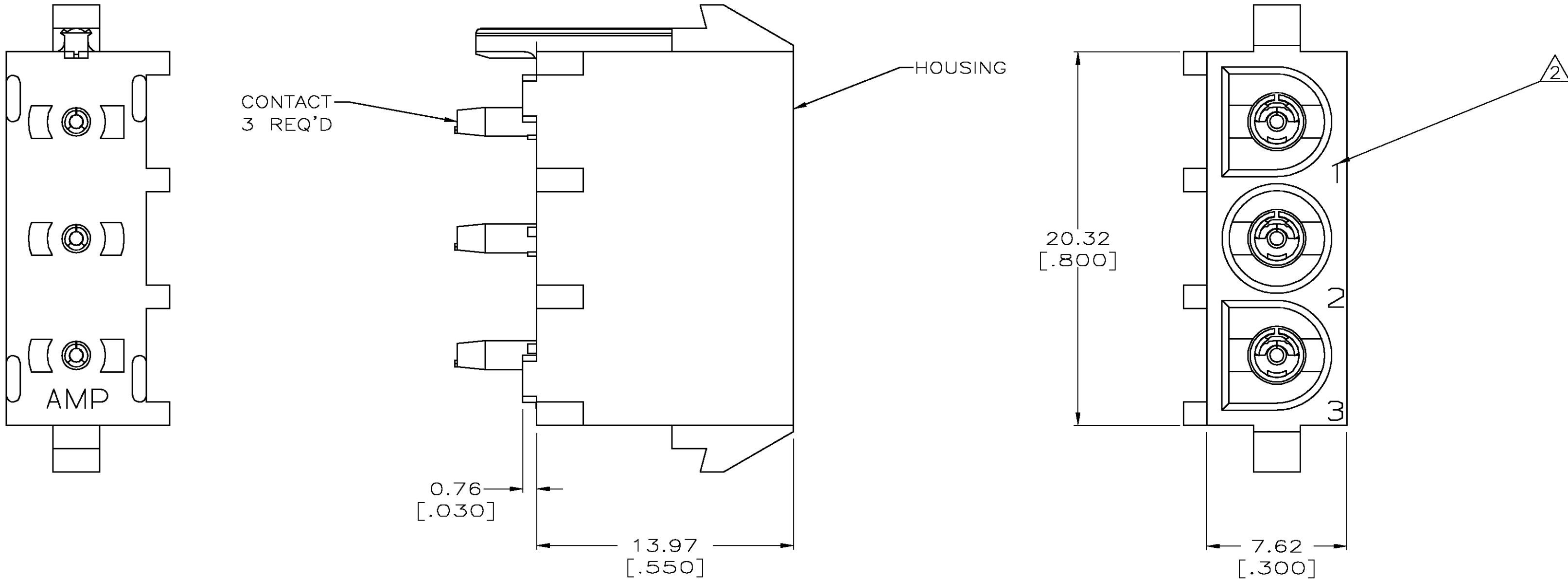
LOC	DIST	REVISIONS					
		P	LTR	DESCRIPTION	DATE	OWN	APVD
CM	00	J		REVISED PER EC 063B-1094-04	04FEB05	KW	SR

1. PARTS COMPLY TO AMP SOLDERABILITY SPECIFICATION 109-11-3.

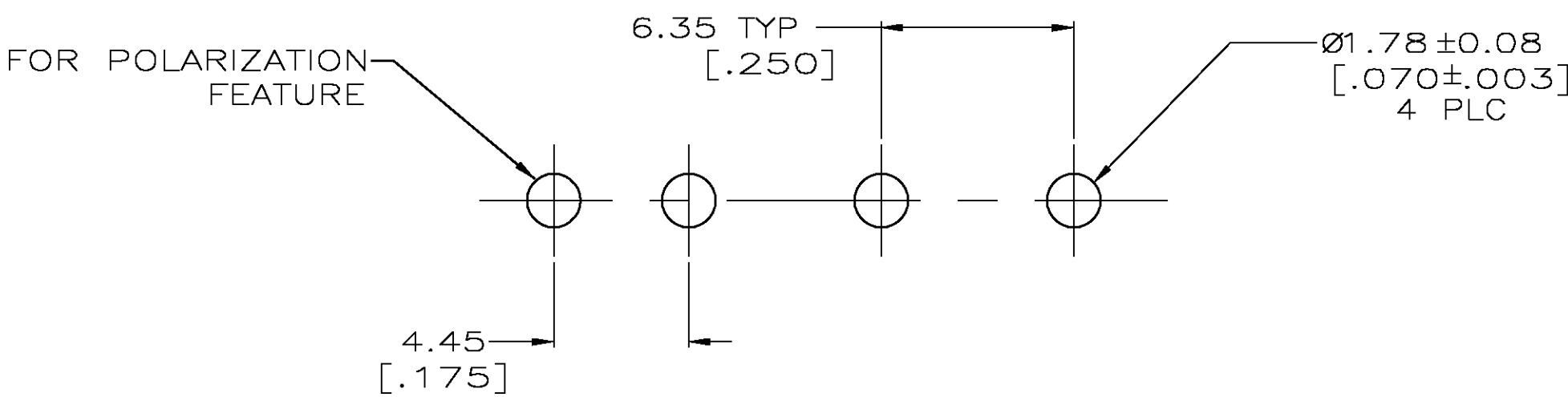
2. CIRCUIT IDENTIFICATION CHARACTERS ARE ADJACENT TO THE INDICATED CAVITIES, BUT LOCATION AND ORIENTATION MAY DIFFER FROM PRINT.
3. CONTACT IS PLATED OVERALL WITH 0.00127 [.000050] NICKEL, THEN 0.00076 [.000030] GOLD OVER CONTACT LENGTH INDICATED AND MATTE TIN LEAD ON SOLDER TAIL END.

4. DIMENSIONS IN BRACKETS ARE IN INCHES.

5. CONTACT IS PLATED OVERALL WITH 0.00127 [.000050] NICKEL, THEN 0.00076 [.000030] GOLD OVER CONTACT LENGTH INDICATED AND MATTE TIN ON SOLDER TAIL END.




3-DIMENSIONAL MODEL
NTS



RECOMMENDED MOUNTING HOLE PATTERN
FOR 1.57 [.062] THICK P.C. BOARD

PHOSPHOR BRONZE, GOLD 2	NYLON,UL94V-O,WHITE	643414-3
PHOSPHOR BRONZE, GOLD 3	NYLON,UL94V-O,WHITE	643414-2
PHOSPHOR BRONZE, PRE-TIN	NYLON,UL94V-O,WHITE	643414-1
CONTACT MATERIAL AND FINISH	HOUSING MATERIAL	PART NUMBER

THIS DRAWING IS A CONTROLLED DOCUMENT.		DWN L. McEACHIN 07-JAN-2000	 Tyco Electronics Corporation Greensboro, NC 27409		
DIMENSIONS: mm [INCHES]		CHK K. COBLE 07-JUN-2000	NAME K. COBLE 07-JUN-2000 SOCKET HEADER ASSEMBLY, POLARIZED, 3 CIRCUIT UNIVERSAL MATE-N-LOK™		
TOLERANCES UNLESS OTHERWISE SPECIFIED: 0 PLC ± - 1 PLC ± - 2 PLC ± 0.13 [.005] 3 PLC ± - 4 PLC ± - ANGLES ± 0.30°		PRODUCT SPEC APPLICATION SPEC WEIGHT -			
MATERIAL SEE TABLE		SIZE A1 CAGE CODE 00779 DRAWING NO 643414			
FINISH SEE TABLE		RESTRICTED TO CUSTOMER DRAWING			
		SCALE 5:1 SHEET 1 of 1 REV J			

METRIC