

Distributed by:

JAMECO[®]
ELECTRONICS

www.Jameco.com ♦ 1-800-831-4242

The content and copyrights of the attached
material are the property of its owner.

Jameco Part Number 745643

Housings, Panel Mount

Product Specification:

Centerline spacing—.240 [6.09]

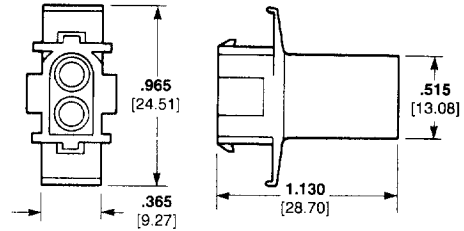
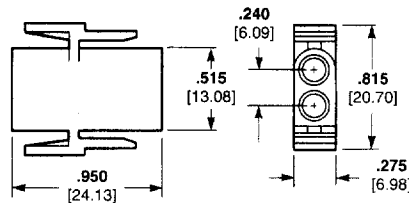
Material:

Housing—Nylon, natural color

Flammability Rating—UL94V-2

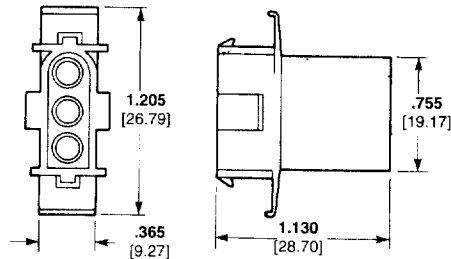
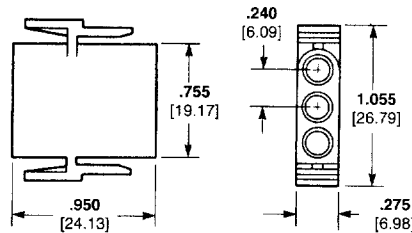
Cavity Identification
(Rear View)

2 and 3 Circuit, In-Line



Socket Housing (Plug)
Part Number 1-350344-0
Part Number 794699-1 (Black Color)

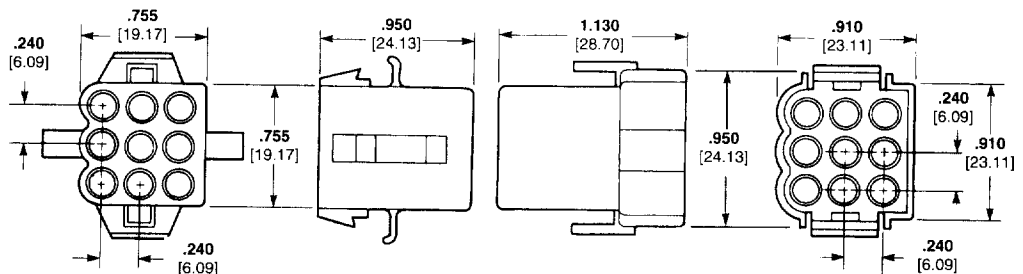
Pin Housing (Cap)
Part Number 1-350345-0



Socket Housing (Plug)
Part Number 1-350346-0

Pin Housing (Cap)
Part Number 1-350347-0
Part Number 794061-1 (Black Color)

9 Circuit, Matrix



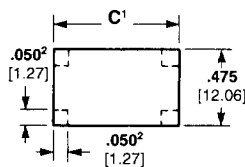
Socket Housing (Plug)
Part Number 1-480672-0

Pin Housing (Cap)
Part Number 1-480673-0
Part Number 794683-1 (Black Color)

Recommended Panel Cutouts

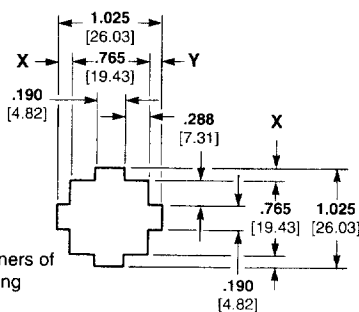
View is from housing entry side

2 and 3 Circuit



- 1 2 Circuit—.725 [18.42]
- 3 Circuit—.965 [24.51]
- 2 .050 x .050 [1.27-1.27] tabs in corners of outlet are optional to reduce housing float in panel.

9 Circuit



Notes:

1. Panel thickness .040-.070 [1.02-1.78].
2. "X" and "Y" dimensions must be within .005 [1.27] of each other.
3. Panel should be punched so that the housing enters the panel in the same direction as the punch for ease of assembly.

Related Product Data:

Performance Characteristics—
page 9041

Keying Plug—none

Contacts—page 9042

Technical Documents: pages 9041
and 9080

Product Specification

108-1032 .140 Diameter
MATE-N-LOK Connectors

Application Specification

114-1007 .140 Diameter
MATE-N-LOK Contacts

For complete product information, order Catalog 82181