

Capacity (25°C)	20HR (2.81A, 10.5V) = 56.2AH 10HR (5.51A, 10.5V) = 55.1AH 5HR (9.53A, 10.5V) = 47.7AH 1HR (34.3A, 10.5V) = 34.3AH
Operating Temperature Range	Charge = -15°C to +50°C Discharge = -40°C to +60°C Storage = -20°C to +60°C
Approx. Weight	17.1kg / 37.6lbs
Internal Resistance	Fully charged at 25°C : ≤ 5mΩ
Self Discharge	3% per month at (25°C)
Capacity Affected by Temp. (20HR)	40°C = 102% 25°C = 100% 0°C = 85% -15°C = 65%
Charge Voltage (25°C)	Cycle Use = 14.4 - 14.7V (-30/mV/°C) Max Current = 16.5A Float Use = 13.5-13.8V (-20mV/°C)
Dimensions (Nominal)	Length: 226mm (8.90 in) Width: 135mm (5.31 in) Height: 207mm (8.15 in) Total Height: 214mm (8.43 in)

- Completely sealed, maintenance-free, low self-discharge
- State of the art grid alloy formula technology
- Non-spillable, stable quality and high reliability with excellent re-charging performance
- Floating and standby use up to: 10 years
- Cycle use: Up to 260 cycles at 100% DoD
- Cycle use : Up to 600 Cycles at 50% DoD
- Container and Cover Material – ABS UL94-HB (optional UL94-V0)
- Transportation - D.O.T., I.A.T.A. & F.A.A.

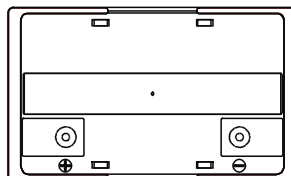
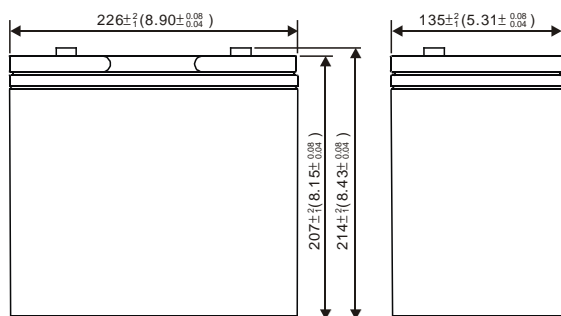


■ APPLICATIONS

Multipurpose
Telecommunications
UPS
Medical Equipment

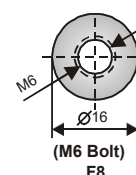
Electric Vehicle
Comm. Power Supply
Elec. Power System (EPS)
Emergency Backup Power

DC Power Supply
Auto Control System
Traffic Control Signaling
Emergency Lighting

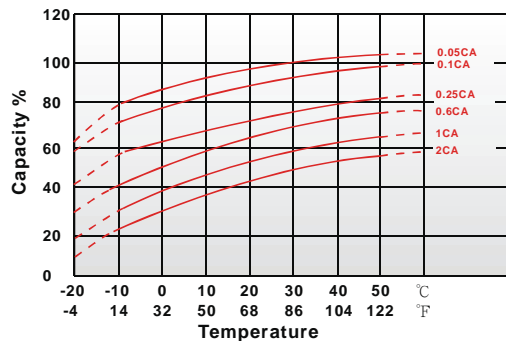
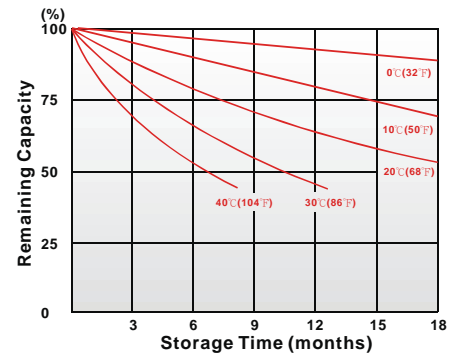
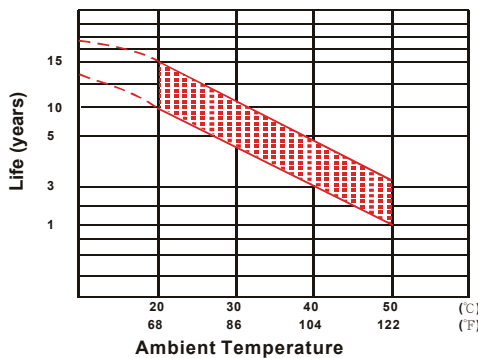
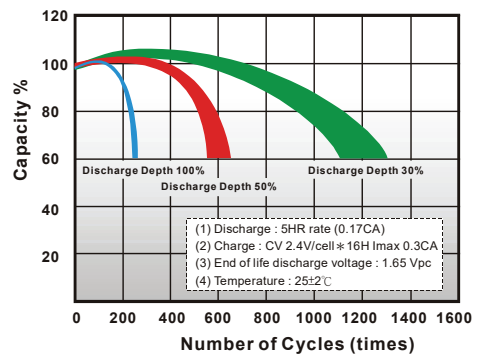


Terminal Type

■ Terminal M



M6 Bolt

**■ Effect of Temperature on Capacity 25°C (77°F)****■ Capacity Retention Characteristic****■ Trickle (or Float) Service Life****■ Cycle Service Life****Regular Charge / Float Charge / Storage**

- Charging voltage temperature compensation needs to be applied when temperature is below 0°C and above +45°C.
- Charging in temperatures below 0°C, the charge current should not exceed 0.1C as the core battery temperature can increase rapidly and damage the battery.
- During floating charge or when in storage, the life of the battery is cut in half for every 8°C temperature rise over 25°C.

Discharge

- Discharging at elevated temperatures improves performance of the battery yet shortens its life due to accelerated aging.
- Low temperature affects the battery internal resistance and lowers its capacity.
- The battery will operate in temperature lower than -20°C when fully charged.
- The battery provides 100% specified capacity at 25°C. At -40°C the battery will deliver 35% of its stated capacity @10HR discharge rate and 10% of its stated capacity @1HR discharge rate.

Constant Current Discharge (A) at 25°C (77°F)

F.V/Time	5min	10min	15min	30min	1h	2h	3h	4h	5h	10h	20h
1.85V/cell	158	117	91.3	57.9	29.2	16.8	12.7	10.8	8.95	5.30	2.74
1.80V/cell	182	136	101	63.1	32.5	18.1	13.5	11.2	9.34	5.41	2.78
1.75V/cell	196	147	105	65.7	34.3	19.1	14.0	11.6	9.53	5.51	2.81
1.70V/cell	209	152	110	67.4	34.9	19.5	14.3	11.8	9.64	5.56	2.84
1.67V/cell	218	158	114	69.2	35.4	19.9	14.5	12.0	9.80	5.62	2.88
1.60V/cell											

Constant Power Discharge (W) at 25°C (77°F)

F.V/Time	5min	10min	15min	30min	1h	2h	3h	4h	5h	10h	20h
1.85V/cell	300	221	196	119	65.0	33.3	26.8	21.9	18.4	10.7	5.51
1.80V/cell	336	246	211	124	67.4	35.5	28.7	22.9	19.3	11.1	5.75
1.75V/cell	365	266	222	128	69.6	37.1	29.7	23.8	20.1	11.5	5.96
1.70V/cell	390	284	225	131	71.6	37.7	30.2	24.2	20.3	11.6	6.04
1.67V/cell	414	298	228	135	72.1	38.3	30.6	24.5	20.5	11.8	6.09
1.60V/cell											