

Capacity (25°C)	20HR (10.6A, 5.25V) = 212.0AH 10HR (20.5A, 5.25V) = 205.0AH 5HR (35.0A, 5.25V) = 175.0AH 1HR (138.0A, 4.5V) = 138.0AH
Operating Temperature Range	Charge = -15°C to +50°C Discharge = -20°C to +60°C Storage = -20°C to +60°C
Approx. Weight	28.0kg
Internal Resistance	Fully charged at 25°C : ≤ 2.5mΩ
Self Discharge	2% per month at (25°C)
Capacity Affected by Temp. (20HR)	40°C = 102% 25°C = 100% 0°C = 85% -15°C = 65%
Charge Voltage (25°C)	Cycle Use = 7.20-7.35V (-30mV/°C) Max Current = 60A Float Use = 6.75-6.90V (-20mV/°C)
Dimensions (Nominal)	Length: 306mm (12.0 in.) Width: 169mm (6.65 in.) Height: 220mm (8.66 in.) Total Height: 227mm (8.94 in.)

- Completely sealed, maintenance-free, low self-discharge
- State of the art AGM and grid alloy formula technology
- Non-spillable, stable quality and high reliability with excellent re-charging performance
- Floating and standby use up to: 8 years
- Cycle use: Up to 260 cycles at 100% DoD
- Cycle use: Up to 500 Cycles at 50% DoD
- Container and Cover Material – ABS UL94-HB (optional UL94-V0)
- Transportation - D.O.T., I.A.T.A. & F.A.A.



■ APPLICATIONS

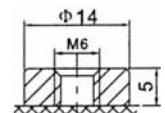
Multipurpose
Telecommunications
UPS
Medical Equipment

Alarm & Security System
Comm. Power Supply
Elec. Power System (EPS)
Emergency Backup Power

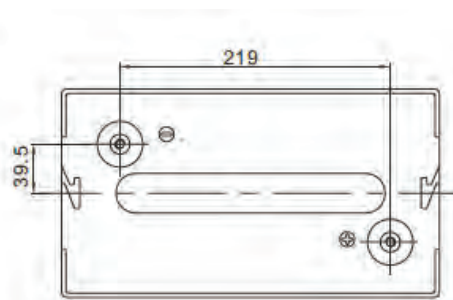
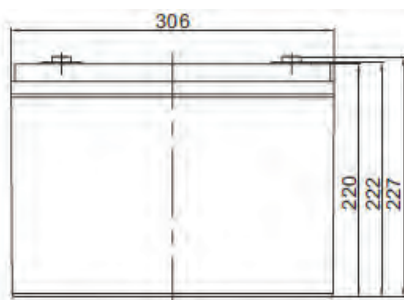
DC Power Supply
Auto Control System
Traffic Control Signaling
Emergency Lighting

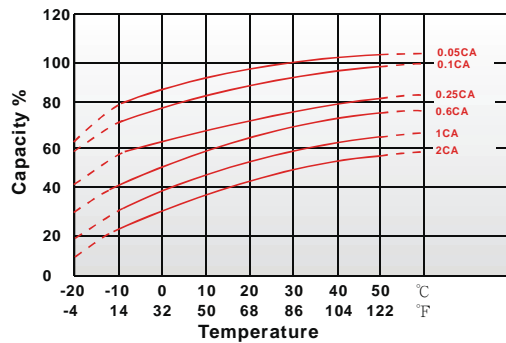
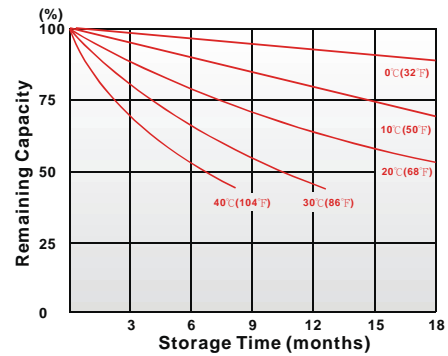
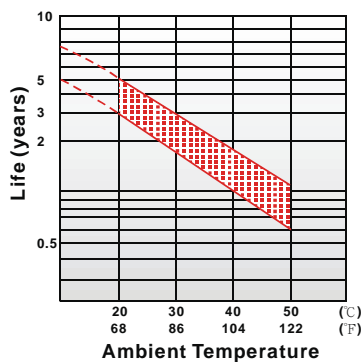
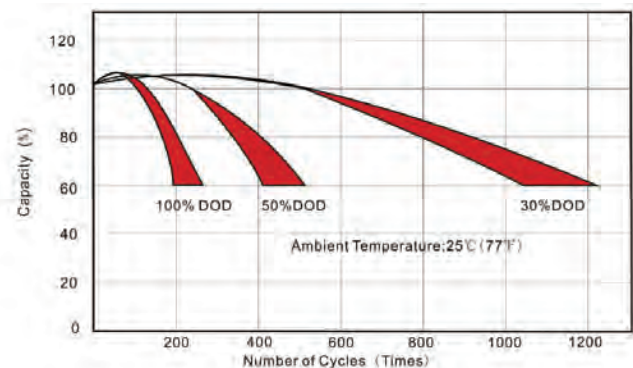
Terminal Type

■ Terminal M



M6 Bolt



**Effect of Temperature on Capacity 25°C (77°F)****Capacity Retention Characteristic****Trickle (or Float) Service Life****Cycle Service Life****Regular Charge / Float Charge / Storage**

- Charging voltage temperature compensation needs to be applied when temperature is below 0°C and above +45°C.
- Charging in temperatures below 0°C, the charge current should not exceed 0.1C as the core battery temperature can increase rapidly and damage the battery.
- During floating charge or when in storage, the life of the battery is cut in half for every 8°C temperature rise over 25°C.

Discharge

- Discharging at elevated temperatures improves performance of the battery yet shortens its life due to accelerated aging.
- Low temperature affects the battery internal resistance and lowers its capacity. The battery provides 100% specified capacity at 25°C. It will deliver 50% of its stated capacity at -20°C with 0.1C discharge current and 20% with 2C discharge current.

Constant Current Discharge (A) at 25°C (77°F)

F.V/Time	15min	30min	60min	2h	3h	4h	5h	6h	8h	10h
1.60V/Cell	285	196	130	76.5	57.5	45.5	38.5	33.5	26.5	22.5
1.67V/Cell	260	187	124	74.0	54.5	44.0	37.0	32.0	26.0	22.0
1.70V/Cell	241	182	122	72.5	54.0	43.5	36.5	31.5	25.5	21.5
1.75V/Cell	210	168	112	68.5	50.5	41.1	34.5	30.0	24.5	20.5
1.80V/Cell	183	147	106	66.0	48.5	39.5	33.5	29.5	24.0	20.0
1.83V/Cell	159	130	97.5	62.0	46.5	37.5	32.0	28.0	22.8	19.5

Constant Power Discharge (W) at 25°C (77°F)

F.V/Time	5min	10min	15min	20min	30min	40min	50min	60min	90min	120min	180min	300min	600min
1.60V/Cell	1180	840.0	676.0	555.0	435.0	355.0	301.6	270.0	195.0	155.0	108.6	74.00	40.83
1.65V/Cell	1112	811.1	652.4	542.6	424.6	349.0	297.0	267.2	192.0	153.3	107.3	73.28	40.23
1.70V/Cell	1048	780.0	628.4	524.1	413.2	342.0	292.0	264.0	188.0	151.8	106.1	72.48	39.79
1.75V/Cell	985.9	740.8	604.4	507.8	404.5	335.0	287.1	260.2	184.0	150.4	105.0	71.59	39.19
1.80V/Cell	930.0	703.0	577.7	487.5	396.3	330.0	282.8	257.0	180.0	149.0	104.0	70.50	38.60