

Capacity (25°C)	20HR (0.30A, 5.25V) = 6.00AH 10HR (5.60A, 5.25V) = 5.60AH 5HR (0.99A, 5.25V) = 4.95AH 1HR (3.44A, 5.25V) = 3.44AH
Operating Temperature Range	Charge = -15°C to +50°C Discharge = -20°C to +60°C Storage = -20°C to +60°C
Approx. Weight	1.15kg
Internal Resistance	Fully charged at 25°C : ≤ 20mΩ
Self Discharge	3% per month at (25°C)
Capacity Affected by Temp. (20HR)	40°C = 102% 25°C = 100% 0°C = 85% -15°C = 65%
Charge Voltage (25°C)	Cycle Use = 7.2-7.35V (-15mV/°C) Max Current = 1.81A Float Use = 6.75-6.9V (-10mV/°C)
Dimensions (Nominal)	Length: 85mm (3.35 in.) Width: 49mm (1.93 in.) Height: 112mm (4.41 in.) Total Height: 118mm (4.65 in.)

- Completely sealed, maintenance-free, low self-discharge
- State of the art AGM and grid alloy formula technology
- Non-spillable, stable quality and high reliability with excellent re-charging performance
- Floating and standby use up to: 5 years
- Cycle use: Up to 260 cycles at 100% DoD
- Cycle use: Up to 500 Cycles at 50% DoD
- Container and Cover Material – ABS UL94-HB (optional UL94-V0)
- Transportation - D.O.T., I.A.T.A. & F.A.A.

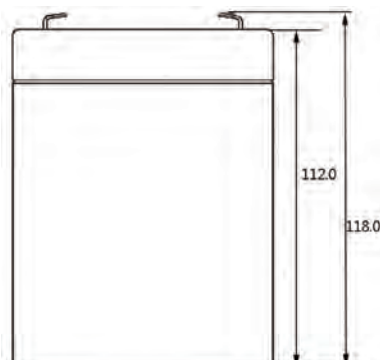
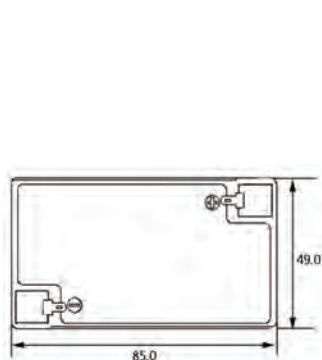


■ APPLICATIONS



Multipurpose
Telecommunications
UPS
Medical Equipment

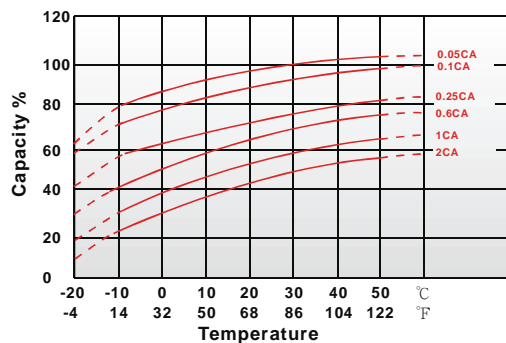
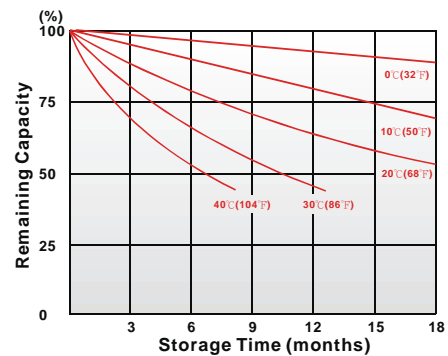
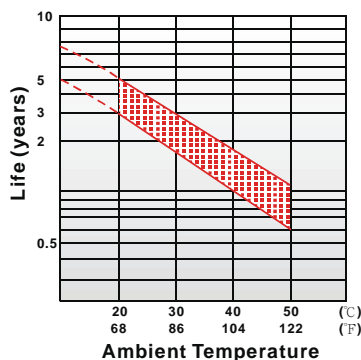
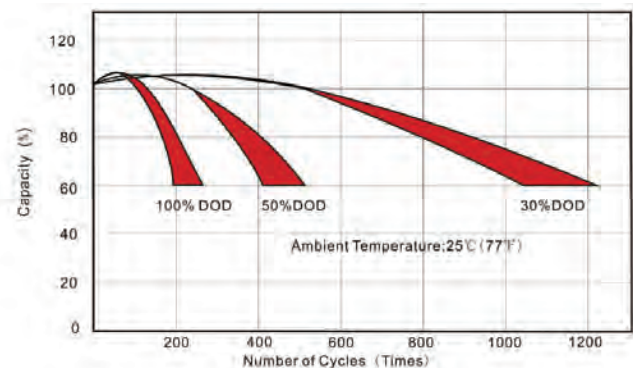
Alarm & Security System
Comm. Power Supply
Elec. Power System (EPS)
Emergency Backup Power

DC Power Supply
Auto Control System
Traffic Control Signaling
Emergency Lighting



Terminal Type

- F1**  0.187" x 0.032"
quick disconnect tabs
- F2**  0.250" x 0.032"
quick disconnect tabs

**■ Effect of Temperature on Capacity 25°C (77°F)****■ Capacity Retention Characteristic****■ Trickle (or Float) Service Life****■ Cycle Service Life****Regular Charge / Float Charge / Storage**

- Charging voltage temperature compensation needs to be applied when temperature is below 0°C and above +45°C.
- Charging in temperatures below 0°C, the charge current should not exceed 0.1C as the core battery temperature can increase rapidly and damage the battery.
- During floating charge or when in storage, the life of the battery is cut in half for every 8°C temperature rise over 25°C.

Discharge

- Discharging at elevated temperatures improves performance of the battery yet shortens its life due to accelerated aging.
- Low temperature affects the battery internal resistance and lowers its capacity. The battery provides 100% specified capacity at 25°C. It will deliver 50% of its stated capacity at -20°C with 0.1C discharge current and 20% with 2C discharge current.

Constant Current Discharge (A) at 25°C (77°F)

F.V/Time	5min	10min	15min	30min	1h	2h	3h	4h	5h	6h	10h	20h
1.80V/Cell	17.4	11.4	9.3	6.1	3.28	1.89	1.46	1.18	0.93	0.84	0.54	0.29
1.75V/Cell	18.8	12.3	9.8	6.2	3.44	1.97	1.49	1.21	0.99	0.86	0.56	0.30
1.70V/Cell	20.2	13.3	10.3	6.4	3.55	2.02	1.53	1.23	1.02	0.88	0.57	0.30
1.67V/Cell	21.6	14.3	10.8	6.5	3.63	2.04	1.59	1.28	1.04	0.90	0.58	0.30
1.60V/Cell	23.0	15.3	11.3	6.7	3.67	2.13	1.64	1.32	1.08	0.92	0.59	0.31

Constant Power Discharge (W) at 25°C (77°F)

F.V/Time	5min	10min	15min	30min	1h	2h	3h	4h	5h	6h	10h	20h
1.80V/Cell	35.1	23.2	18.8	12.5	7.24	3.97	2.86	2.35	2.29	1.64	1.07	0.55
1.75V/Cell	36.8	24.9	19.9	12.8	7.35	4.03	2.89	2.36	2.31	1.68	1.09	0.57
1.70V/Cell	39.2	25.8	20.8	13.1	7.48	4.08	2.90	2.38	2.31	1.71	1.10	0.59
1.67V/Cell	40.0	26.7	21.4	13.2	7.50	4.10	2.90	2.38	2.32	1.74	1.11	0.60
1.60V/Cell	41.1	26.8	21.7	13.4	7.52	4.13	2.92	2.39	2.33	1.78	1.12	0.63