

ED-538 ETHERNET TO Digital IO Relay

ED-538

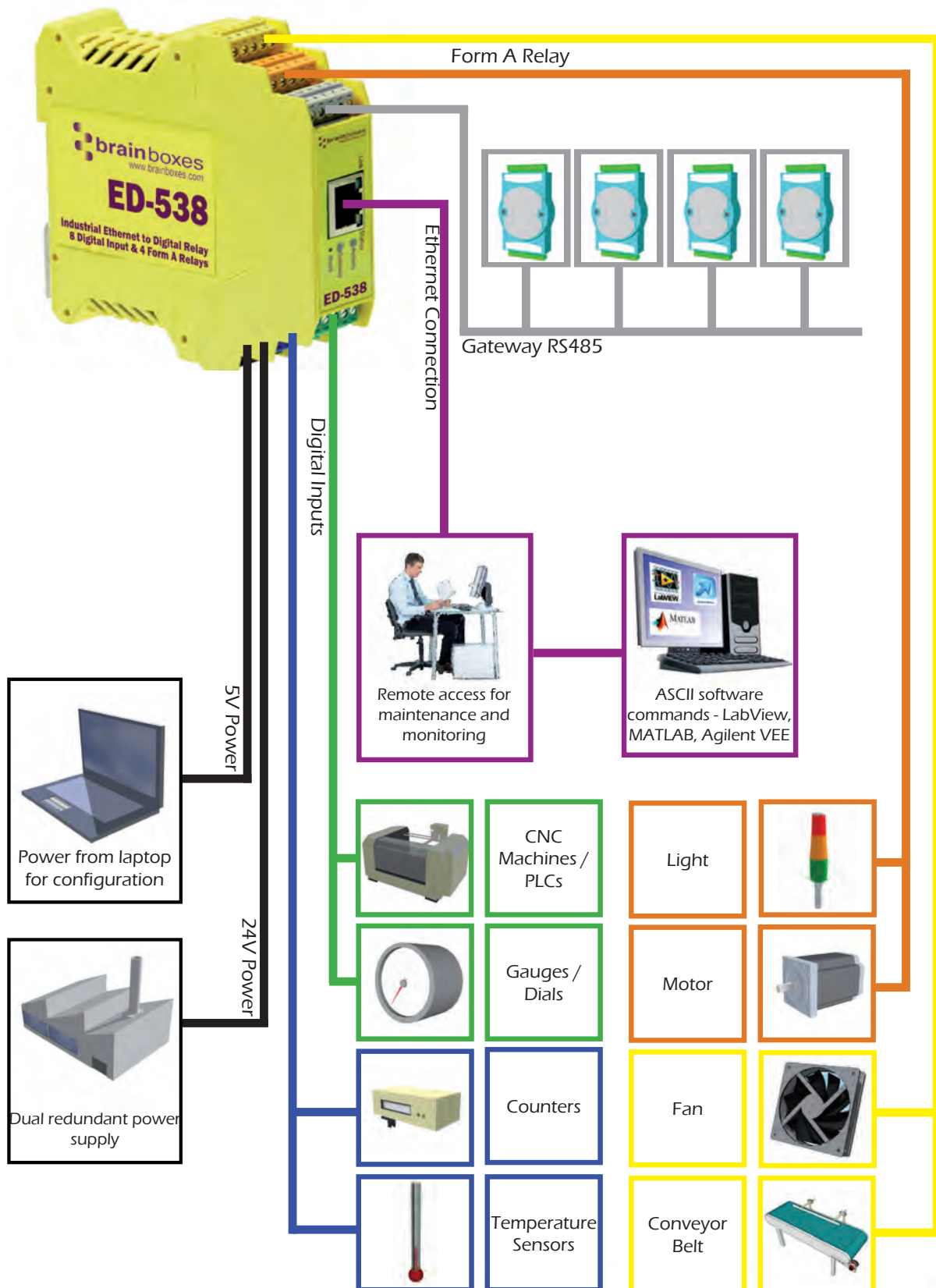
- 8 Digital Inputs and 4 Form A Relays
- Drives high current and high voltage loads
- Ideal for inductive, capacitive & resistive loads
- Factory floor process control and automation
- Network enable your NuDAM/ADAM modules
- -40°C to +80°C Temperature range
- +5V to +30V DC Input Power

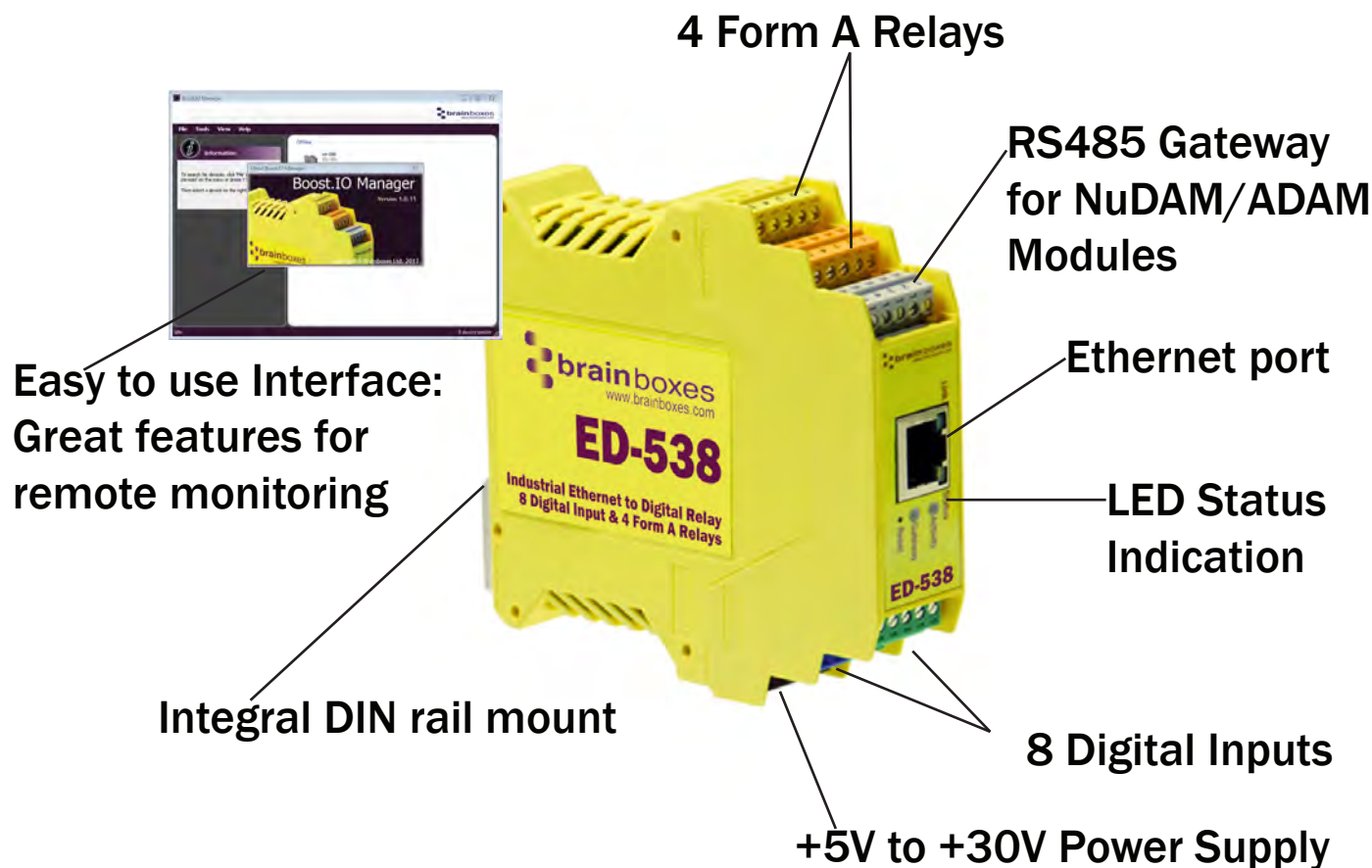


Digital Channels

Inputs	Input Channels	8 non-isolated input channels
	NPN/PNP	Jumper selectable pull up for NPN, active low, type sensors and pull down for PNP, active high, type sensors
	Logic Level 0:	0V to +1V
	Logic Level 1:	+2.0V to +30V
	Latched Inputs:	Triggered by user programmable positive or negative edges, stays true until acknowledged
	Counter Inputs:	User programmable- counts positive or negative transitions 0-65535
Relay Outputs	Relay Type	4 Form A (SPST: Single Pole Single Throw) - Normally Open When power is removed from the ED-538 the relay is Open
	Maximum Output Load Voltage	60VDC
	Contact Rating	5 A @ 30 VDC, 5 A @ 250VAC, 5 A @ 110 VAC
	Inductive Load	2 A
	Resistive Load	5 A
	Breakdown Voltage	500 VAC
	Relay On/Off Time	10 ms (Max)
	Initial Insulation Resistance	1G min @ 500 VDC
	Expected Life	100,000 times (Typical)
	Initial Contact Resistance	30 milli-ohms (Max)
	Pulse Output	0.3 Hz at rated load

Usage Model for ED-538





Ethernet to DIO Device Server:

The Ethernet to DIO device is implemented using a Windows COM port driver that is completely compatible with all popular PC packages such as LabView, MATLAB and Agilent VEE and support a range of popular APIs. Continue to get value from your existing development and process control system.

Slim Shape:

Small foot print for when DIN rail space is a premium
Only 22.6mm wide

Extended Temperature Range:

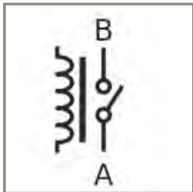
-40°C to +80°C operating range copes with changing temperatures for harsh environments. Monitor CPU temperature via the web interface or programmatically using ASCII commands.

Brainboxes' Easy Wire Feature:

Removable screw terminal blocks make installation easier and quicker
Colour coded blocks and ports prevents incorrect connection
Numbered Pins simplifies wiring and removes confusion

**Grounding:**

Correctly wired grounds help cut down on electromagnetic interference
5 pin terminals allow a ground on the 5th pin of each block
Functional earth connection to the DIN rail

**Relay:**

A relay is an electrically operated switch used to control a circuit by a low-power signal giving complete electrical isolation between the control and the controlled circuits. Relays are often used where several circuits must be controlled by one signal.

**Gateway RS485 Serial Port:**

Half duplex RS485 port allows connection and control of industry standard NuDAM, eDAM and ADAM modules using ASCII protocols.

**Wide Range Redundant Dual Power Input:**

+5VDC to +30VDC accommodates variation in the +24VDC factory floor and allows alternative power sources. A second power supply can be fitted as a back-up to prevent down time should one power source fail.

**Power from any USB Port:**

Can use 5 Volt power from any computer USB port via optional accessory cable PW-650. Useful for configuring the device from a laptop in the field.

**Watchdog feature:**


Allows independent known good states to be set for power up, comms link watchdog and hardware watchdog. Programmable time range allows full control.

**Signed Drivers and Rigorous testing:**

Our software allows hassle free installation, configuration and monitoring via our easy to use webpage. The software gives local COM ports that are backwards compatible enabling legacy applications and the device to work with a myriad of different 3rd party software.

**Lifetime Warranty and Support:**

We can help with every aspect of your project, from getting you up and running to custom application.



Familiar ASCII Command Protocol:

The ED range of devices uses the de facto industry standard ASCII command protocol implemented in the popular ADAM/NuDAM/EDAM modules.

Typical examples include:

\$01M	read the name of device address 01
!01ED-588	device 01 replies that its name is ED-588
\$01F	read firmware version number of device address 01
!012.54	firmware version of device 01 is 2.54
@01	read digital input output status of device 01
>1A45	device 01 digital input data= 1A (=00011010) digital output data = 45 (=01000101)
\$012	read configuration of device 01
!01400500	device 01 40=typecode, 05 =gateway RS485 port is at 4800 Baud, 00=No checksum

The ED device's webpage has an interactive console where any command can be entered and it is immediately executed showing the device's response.

Software Development

COM Port on Windows

On a PC running the Microsoft Windows family of OS's the ED Boost.IO Manager provides a standard COM port interface so enabling thousands of proven legacy applications to work straight out of the box. COM port compatibility allows you to continue to get value from your existing application software investment. Moreover your engineers don't need to retrain to use the Brainboxes ED range of I/O devices.

Industry Standard Packages

The COM port based driver means that ED-xxx devices are completely compatible with all popular packages such as: LabView, MATLAB, Agilent VEE. You can continue to get value from your existing development and process control system. Hundreds of thousands program with these packages every day.



Software Platforms

The future is mobile, with data available everywhere on demand; Brainboxes has designed a software suite which allows you to design your new systems with mobile in mind with most popular platforms and development environments supported. With APIs and sample program code for: Microsoft .NET, C#, Visual Basic, C++, JavaScript, PHP, Java, Objective-C



Devices Supported

The ED sample codes running on Operating Systems such as Windows XP, Server 2008, Server 2012, Windows 7, Windows 8, and Linux based systems such as Android and Raspberry Pi allow you to run your applications on Servers, Desktops, Laptops, Tablets, Phones or low cost embedded devices, almost any device you wish.



Configuration Options

Windows Utility, Web Interface: Boost.IO driver provides familiar Serial COM port interface

OS Compatibility

Legacy COM port drivers for: Microsoft Windows 10, 8 & 7 32 bit & 64 bit Editions / Windows Server 2008 32 bit & 64 bit Editions / Server 2012/ Windows Server 2008 & Windows Server 2000 / Windows Vista 32 bit & 64 bit Editions / Windows Server 2003 32 bit & 64 bit Editions. TCP and web browser interface for other OS's & Linux, e.g. Android, Raspberry Pi



ED-538 Ethernet 8 DI + 4 Relays

Browser Interface

Webserver Interface	Configure IP address, monitor state of i/o lines, set the Watchdog Timers Output Reset Value, Set Power on digital output value
Programming Interface	No device driver needed, just open a TCP connection and send simple ASCII commands. Software drivers give local COM Port interface for configuration
Utility Programs	Find device, configure IP address

Watchdog

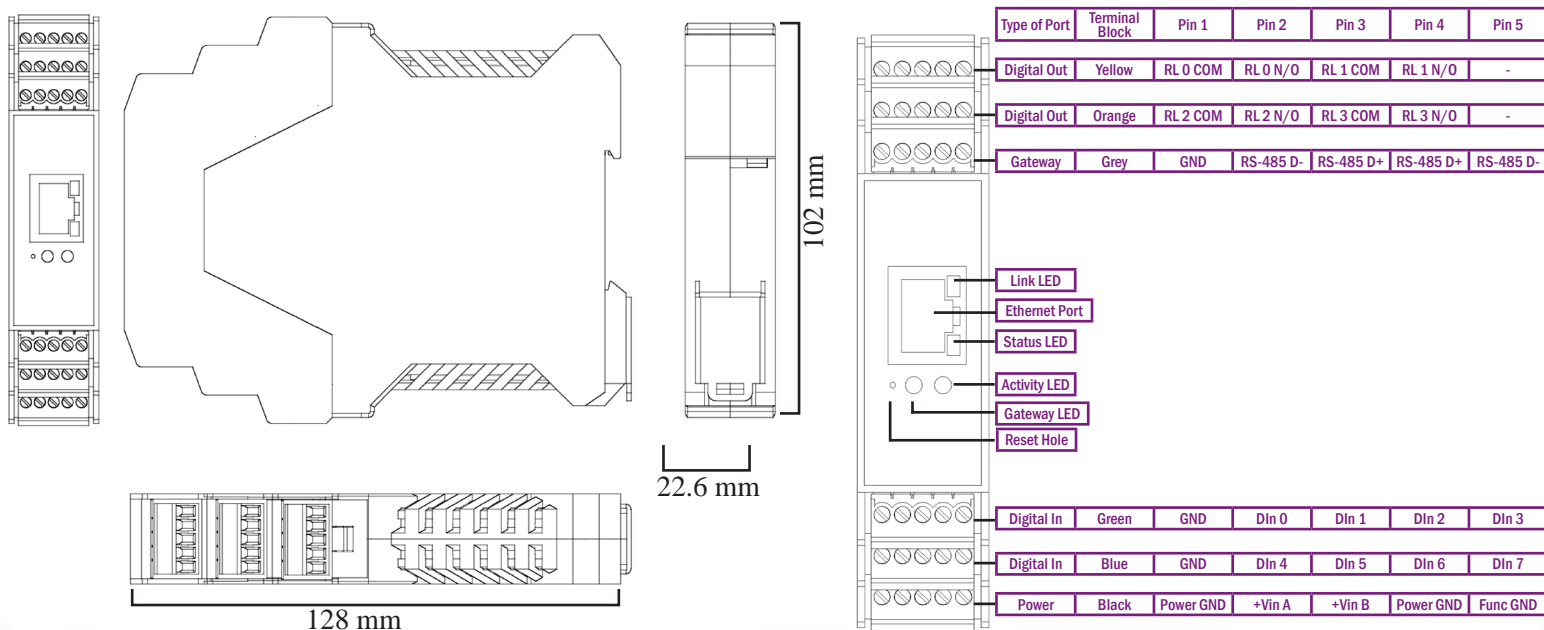
Power up	On power up all outputs go to user programmable power on known good state
Watchdog coms link	On loss of communications link all outputs go to a user programmable watchdog comms known good state.
Watchdog hardware timer	If the firmware does not refresh the watchdog timer within a predetermined interval then all outputs go to a user programmable watchdog hardware good state
Q-Stop function	When a user programmable input transitions to a preconfigured high or low state then all outputs go to a user programmable Q-Stop known good state

Ethernet

Ethernet Port	1 x RJ45 jack, 10/100Mhz autosensing, crossover auto sensing (Auto MDIX)
Protection	1,500Volts magnetic isolation between I/O ports and network
Network Protocols	ICMP, IP, TCP, DHCP, Telnet, HTTP
Connection to Network	Ethernet 10BaseT / 100BaseTX

Housing

IP-20 rated non-conducting polyamide case with integrated DIN rail mount



ED-538 Ethernet 8 DI + 4 Relays

Connectors

Screw Terminals	3.5mm pitch, #22 - #14, 0.5mm ² -2.5mm ² pin power supply
Wire Thickness	0.150 inch, 3.81mm, 20 pins, 12+8 screw terminals, #26 - #16 AWG, 0.14mm ² -1.3mm ²

Power Supply

Power Consumption	2.5 Watt Max
Power Supply input	unregulated +5V to +30Volts DC, reverse polarity protection
Isolation	1500VRMS Magnetic isolation from Ethernet

Environmental

Operating Temperature	-40 ⁰ C to +80 ⁰ C, -40°F to +176°F
Storage Temperature	-40 ⁰ C to +85 ⁰ C, -40°F to +185°F
Ambient Relative Humidity	5 to 95% (non-condensing)

LED Information

Status LED	Green	Device Ready
	Flashing Yellow	Changing Settings
	Flashing between Red & Green	Querying IP
	Flashing Green/Red	User performing Hard Reset
	Flashing between Green & Red/Yellow	IP address diagnostic
	Flashing between Green & Yellow	Initialization diagnostic
Gateway	Flashing Red	RS-485 Comms error
	Flashing Green	RS-485
Link LED	Green light on	Network Link Established
	Flashing Green	Network Data RX/TX
Activity	Flashing Green	Output set / Input Read
	Flashing Red	Output overload

Approvals

Industry Approvals	C-Tick, AEO (C-TPAT), WEEE, RoHS
Microsoft Approvals	Microsoft Certified Gold Partner
Microsoft Signed Drivers	Windows 10 32 bit & 64 bit Editions Windows 8 32 bit & 64 bit Editions Windows 7 32 bit & 64 bit Editions Windows Server 2008 32 bit & 64 bit Editions Windows Server 2008 & Windows 2000 Windows Vista 32 bit & 64 bit editions

Gold
Microsoft Partner



ED-538 Ethernet 8 DI + 4 Relays

Packaging Information

Packaging	Installation CD including manual, Microsoft signed drivers & utilities, Quick Start Guide
Device	Ethernet 8 DI + 4 Form A Relays
Packaged Weight	0.215 kg, 0.47 pounds
Packaged Dims	235(l) x 170(w) x 62(h) mm, 9.25(l) x 6.69(w) x 2.44(h) inches
GTIN Universal Code	837324009828

Product Support

Warranty	Lifetime - online registration required Please note this product contains relays; each have a typical lifespan of 100,000 operations. Relays are not covered by the Brainboxes Lifetime warranty beyond their typical lifespan.
Support	Lifetime Web, Email and Phone Support from fully qualified, friendly staff who work in and alongside the Product Development Team



Additional Information

OEM option	Available for bulk buy OEM
Made In	Manufactured in the UK by Brainboxes Winner 2005 European Electronics Industry Awards 'Manufacturer of the Year'
Customisable	Brainboxes operate a 'Perfect Fit Custom Design' policy for volume users. More info: sales@brainboxes.com

Optional Accessory Items

PW-600 Global Power supply



Power supply with connectors for UK, USA, EU and AUS mains socket. 'Tails' are suitable for connecting to screw terminal blocks

PW-650 5V from USB Power supply



USB connector fits any standard USB port, such as on a laptop or desktop PC, providing 5V power to a prewired screw terminal block useful when you are configuring your ED device

MK-588 Accessory 6 Pack ED-5xx 5 Way 3.5mm Pitch Pluggable Blocks



6 coloured PCB connectors. Individually numbered pins; 5 x 3.5mm pitch screw connections with tension sleeve.

Trademarks and logos are the property of Brainboxes Ltd. All other trademarks are the property of their respective owners.

+44(0) 151 220 2500 sales@brainboxes.com www.brainboxes.com