






6 keys-U type



4 keys-U type



6 keys-E type



3 keys-E type

DALI-2 Touch Panel (Push Button)



Features

- DALI-2 certified touch panel
- Compliant with IEC-62386-301 push button
- Compliant with IEC-62386-332 feedback
- Compatible for DALI-2 controllers
- Powered by DALI Bus
- Configurable functionality via MEAN WELL DLC-02 software
- Each button can trigger multiple modes:
Short Click/Double Click/Long Press, to trigger scene or grouping functions
- Backlight brightness adjustable
- Touch panel volume adjustable
- 5 years warranty

Applications

- Office lighting
- Commercial lighting
- Warehouse lighting
- Home automation
- Luxury villa lighting

Description

The DTP-2XX series compliant with DALI IEC62386 standard as a DALI-2 input device, it is powered by the DALI bus and has a variety of buttons. It designs with a tempered glass and a sliding cover. The cover is easy to install and can also provide customized laser-engraved symbols. There is a built-in toggle switch to adjust the button backlight and volume, allowing users to customize settings according to their needs.

This touch panel can be used with the MEAN WELL DLC-02 DALI controller, LED power supply, and various DALI sensors to form a DALI-2 digital lighting system, which can control the on/off, color temperature, color, brightness, scene, grouping, scheduling, and various event adjustments, thus meeting most lighting control needs. If you need a DALI digital lighting solution, please contact MEAN WELL sales representative.

Model Encoding

DTP - 2 06 - U -

- Customized code (please refer page 6 or offer your own symbol)
- U or E Type
- Number of Button per panel (U type : 06/04 , E type : 06/03)
- DALI-2 version
- Series name






Type	Functions	Remark
Blank	DALI-2 Touch panel with digit printing	Standard
<input type="text"/> <input type="text"/>	Customer code for customized function symbol (size:16.5*16.5 mm)	By request

**SPECIFICATION**

MODEL	DTP-206-U	DTP-204-U	DTP-206-E	DTP-203-E
NUMBER OF BUTTONS	6	4	6	3
INPUT				
INPUT VOLTAGE	DALI bus 9.5V~22.5V DC according to IEC62386 regulation			
CURRENT CONSUMPTION	Typ. Current <4mA (at 16V) Inrush Current <10mA			
START-UP TIME	300ms			
PROTOCOL	DALI-2			
FUNCTION				
DALI STANDARD	IEC62386-101, 103, 301, 332			
BUTTON EVENT	Short click, Double click, Long press			
BACKLIGHT	Three adjustable levels: high brightness, low brightness, and off			
VOLUME	Optional to turn on or off			
ENVIRONMENT				
OPERATING TEMP.	-20 ~ +50°C			
OPERATING HUMIDITY	10 ~ 93% RH; refer to EN50090-2-2			
STORAGE TEMPERATURE & HUMIDITY	-25 ~ +70°C, 10 ~ 95% RH			
SAFETY & EMC				
SAFETY STANDARD	BS EN/EN61347-1; BS EN/EN61347-2-11			
EMC EMISSION	BS EN/EN55015 ; FCC Part 15 CLASS B			
EMC IMMUNITY	BS EN/EN61547			
WITHSTAND VOLTAGE	DALI port-Case:1.5KVAC			
OTHERS				
WIRE SIZE	0.5~1.5 mm²(AWG 20~16)			
SIZE/UNIT(L*W*H)	120 * 70 * 26.5mm		86 * 86 * 26.5mm	
PACKING	0.14Kg ; 48pcs / 6.8Kg / 2.33CUFT		0.13Kg ; 48pcs / 6.4Kg / 2.33CUFT	
MATERIAL	ABS+PC(Black)			
NOTE				

1.RCM is on a voluntary basis .

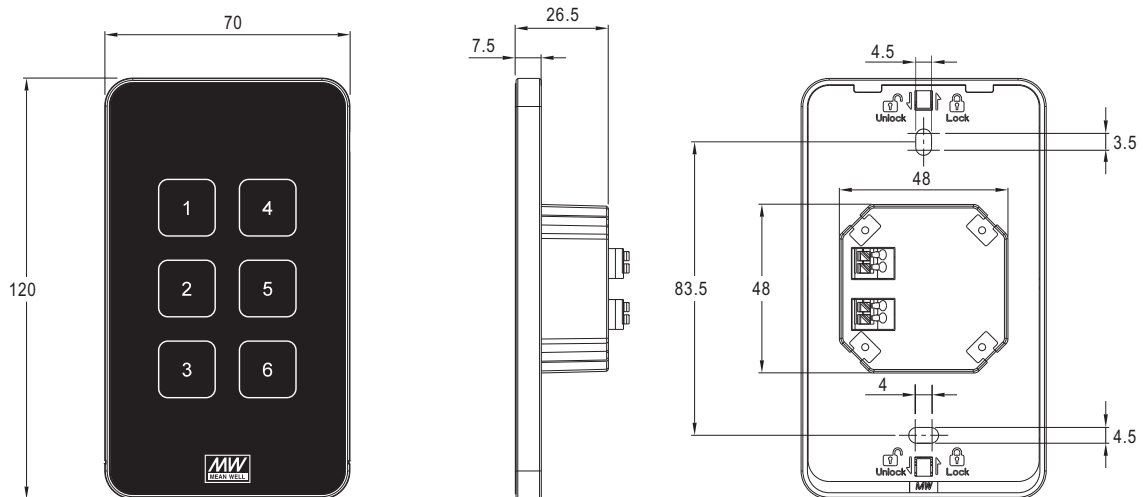
Mechanical Specification

Switch No.	Function	Description
SW51	Buzzer function setting	Turn on or off  : ON(Default)  : OFF
SW52	LED brightness setting	Three adjustable levels  : high brightness(Default)  : low brightness  : OFF
SW53	LED function settings	Set the LED to backlight function or feedback function(DALI IEC62386-332) BL: backlight function(Default) FB: feedback function Note: 1. If setting is changed, the panel needs to be powered on again 2. Please refer to the user manual for the "feedback function"

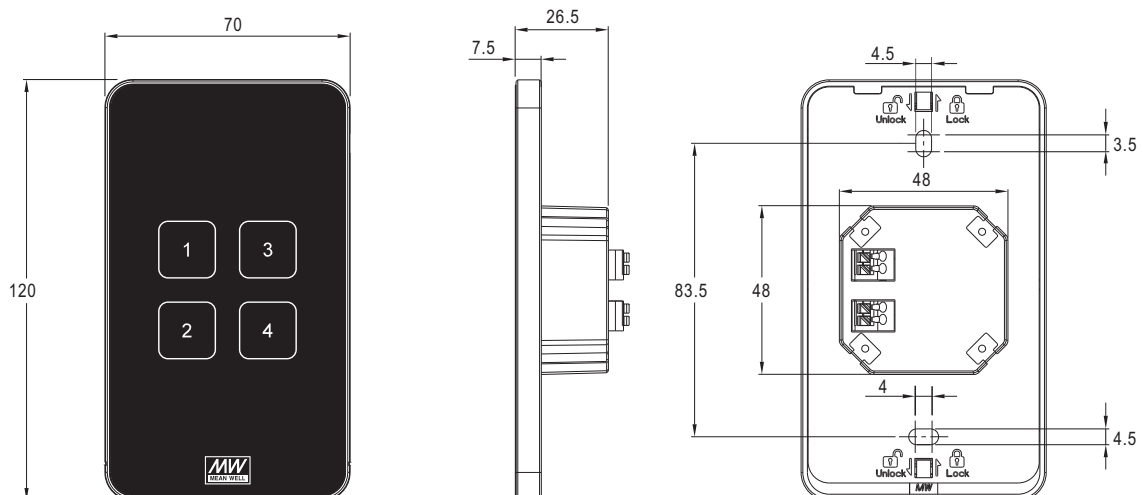
U Type :

6 Keys---Order No. : DTP-206-U

Unit:mm

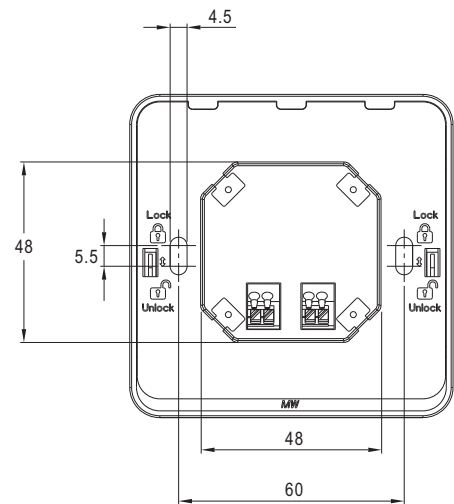

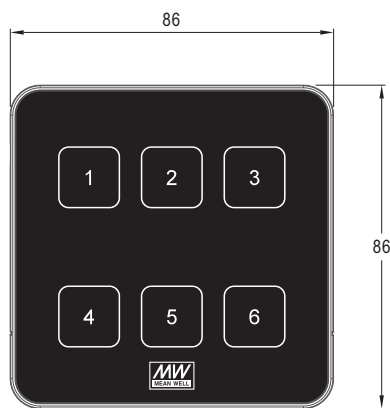


4 Keys---Order No. : DTP-204-U

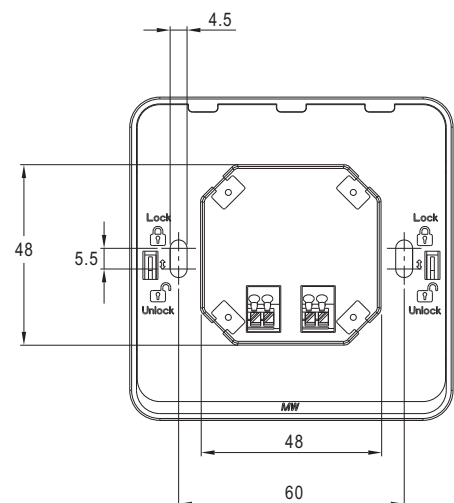
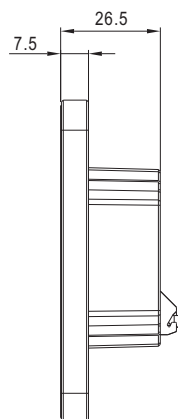
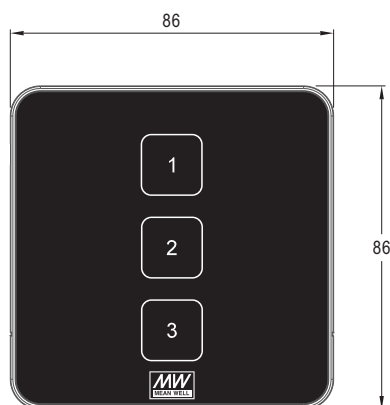


E Type :

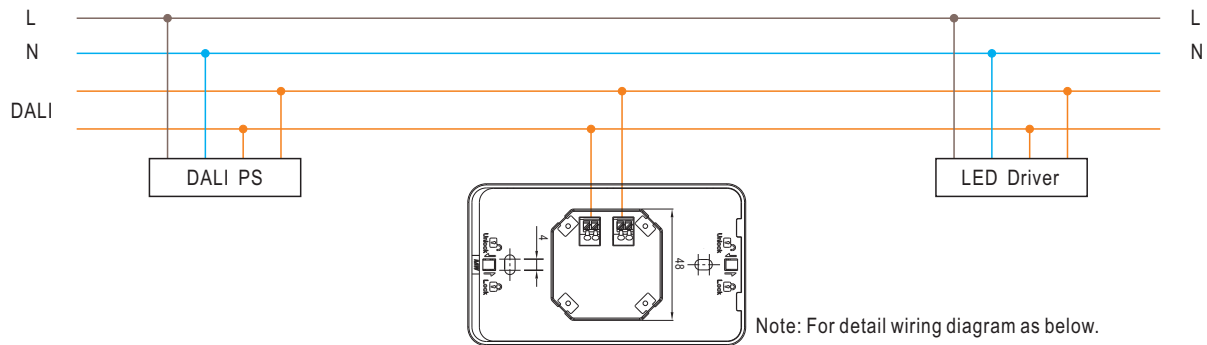
6-Keys---Order No. : DTP-206-E



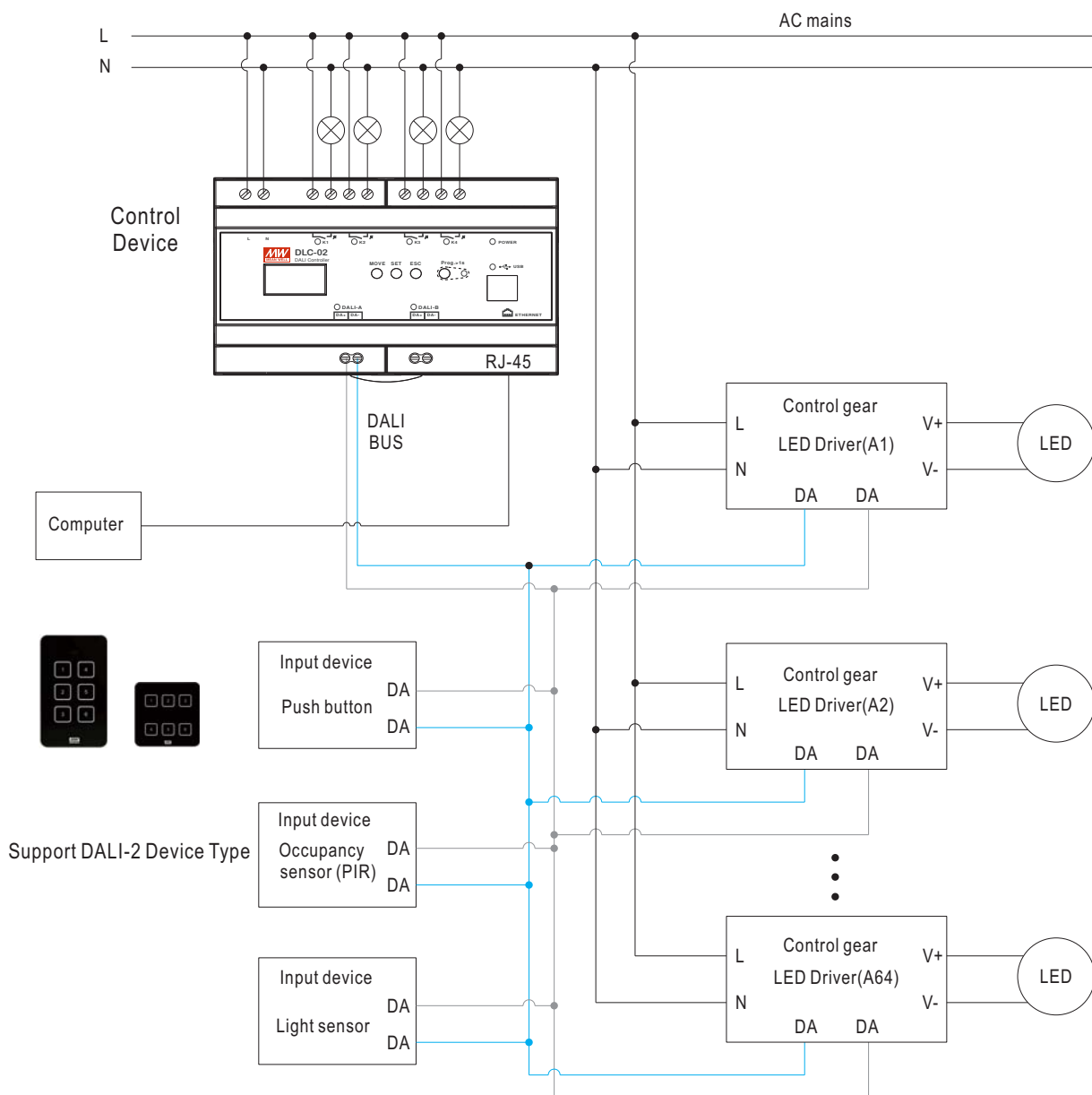
3-Keys---Order No. : DTP-203-E



■ Powered by DALI Bus Wiring Diagram



■ DALI Digital Lighting Application Wiring Diagram (MEAN WELL DLC-02 built-in with DALI power)



MEAN WELL DLC-02 controller, each channel can be connected up to 12 input devices but the maximum number of input devices that can be connected is determined by the connected DALI bus power and operating current of the input device. For example, when 64(Lamp) LED drivers (2mA) are connected, the maximum remaining applicable current on the DALI bus is $250\text{mA} - (2\text{mA} \times 64) = 122\text{mA}$. If the current requirement of the input device is 10mA, then up to 12 input devices can be connected, DLC-02 manual, please refer <https://www.meanwell.com/Upload/PDF/DLC-02-E.pdf>

■ Customized Button Symbol (Optional)

Customers can customize button symbols according to actual needs. Please refer the symbols below or provide your own symbols, then our factory can produce by laser engraving. Please contact sales for detailed customization procedures.

(Size must be $\leq 16.5 \times 16.5$ mm)

