

# Proximity Inductive Sensors Standard Range, Nickel-Plated Brass Housing Types ICB, M12

CARLO GAVAZZI



- Sensing distance: 2 to 4 mm
- Flush or non-flush types
- Short or long body versions
- Rated operational voltage ( $U_b$ ): 10 - 36 VDC
- Output: DC 200 mA, NPN or PNP
- Normally open or Normally closed
- LED indication for output ON
- Protection: reverse polarity, short circuit, transients
- Cable or M12 plug versions
- According to IEC 60947-5-2
- Laser engraved on front cap, permanently legible
- CSA certified for Hazardous Locations



## Product Description

A family of inductive proximity switches in industrial standard nickel-plated brass housings. They are able to handle applications where high sensing range is requested.

Output is open collector NPN or PNP transistors.

## Ordering Key ICB12S30F02NOM1

Type \_\_\_\_\_  
Housing style \_\_\_\_\_  
Housing material \_\_\_\_\_  
Housing size \_\_\_\_\_  
Housing length \_\_\_\_\_  
Thread length \_\_\_\_\_  
Detection principle \_\_\_\_\_  
Sensing distance \_\_\_\_\_  
Output type \_\_\_\_\_  
Output configuration \_\_\_\_\_  
Connection \_\_\_\_\_

## Type Selection

Conne- ction	Body style	Rated operating distance $S_n$	Ordering no. NPN, Normally open	Ordering no. PNP, Normally open	Ordering no. NPN, Normally closed	Ordering no. PNP, Normally closed
Cable	Short	2 mm <sup>1)</sup>	ICB12S30F02NO	ICB12S30F02PO	ICB12S30F02NC	ICB12S30F02PC
Cable	Short	4 mm <sup>2)</sup>	ICB12S30N04NO	ICB12S30N04PO	ICB12S30N04NC	ICB12S30N04PC
Plug	Short	2 mm <sup>1)</sup>	ICB12S30F02NOM1	ICB12S30F02POM1	ICB12S30F02NCM1	ICB12S30F02PCM1
Plug	Short	4 mm <sup>2)</sup>	ICB12S30N04NOM1	ICB12S30N04POM1	ICB12S30N04NCM1	ICB12S30N04PCM1
Cable	Long	2 mm <sup>1)</sup>	ICB12L50F02NO	ICB12L50F02PO	ICB12L50F02NC	ICB12L50F02PC
Cable	Long	4 mm <sup>2)</sup>	ICB12L50N04NO	ICB12L50N04PO	ICB12L50N04NC	ICB12L50N04PC
Plug	Long	2 mm <sup>1)</sup>	ICB12L50F02NOM1	ICB12L50F02POM1	ICB12L50F02NCM1	ICB12L50F02PCM1
Plug	Long	4 mm <sup>2)</sup>	ICB12L50N04NOM1	ICB12L50N04POM1	ICB12L50N04NCM1	ICB12L50N04PCM1

<sup>1)</sup> For flush mounting in metal

<sup>2)</sup> For non-flush mounting in metal

## Specifications

<b>Rated operational voltage (<math>U_b</math>)</b>	10 to 36 VDC (ripple incl.)	<b>Indication for short circuit/ overload</b>	LED blinking (f = 2 Hz)
<b>Ripple</b>	≤ 10%	<b>Assured operating sensing distance (<math>S_a</math>)</b>	$0 \leq S_a \leq 0.81 \times S_n$
<b>Output current (<math>I_o</math>)</b>	≤ 200 mA @ 50°C (≤ 150 mA @ 50-70°C)	<b>Effective operating distance (<math>S_r</math>)</b>	$0.9 \times S_n \leq S_r \leq 1.1 \times S_n$
<b>OFF-state current (<math>I_i</math>)</b>	≤ 50 μA	<b>Usable operating distance (<math>S_u</math>)</b>	$0.9 \times S_r \leq S_u \leq 1.1 \times S_r$
<b>No load supply current (<math>I_o</math>)</b>	≤ 15 mA	<b>Repeat accuracy (R)</b>	≤ 10%
<b>Voltage drop (<math>U_d</math>)</b>	Max. 2.5 VDC @ 200 mA	<b>Differential travel (H) (Hysteresis)</b>	1 to 20% of sensing dist.
<b>Protection</b>	Reverse polarity, short-circuit, transients	<b>Ambient temperature</b>	Operating: -25° to +70°C (-13° to +158°F) Storage: -30° to +80°C (-22° to +176°F)
<b>Voltage transient</b>	1 kV/0.5 J	<b>Shock and vibration</b>	IEC 60947-5-2/7.4
<b>Power ON delay (<math>t_o</math>)</b>	≤ 20 ms		
<b>Operating frequency (f)</b>	≤ 2000 Hz		
<b>Indication for output ON</b>	Activated LED, yellow		
NO version	Target present		
NC version	Target not present		



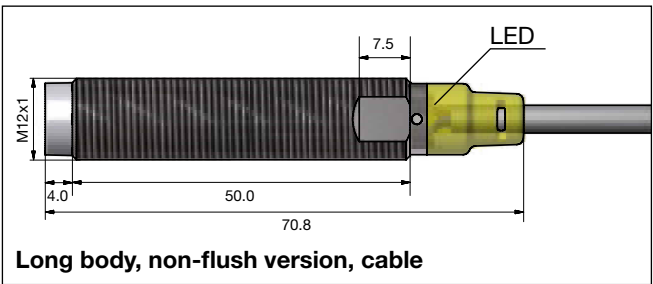
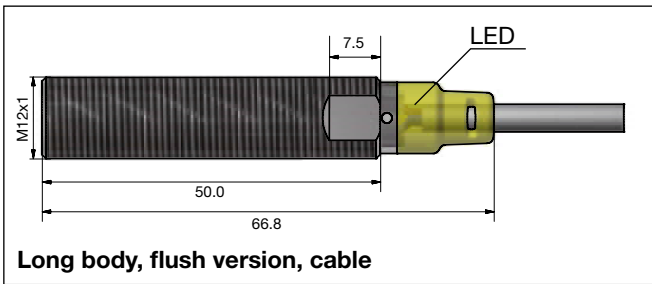
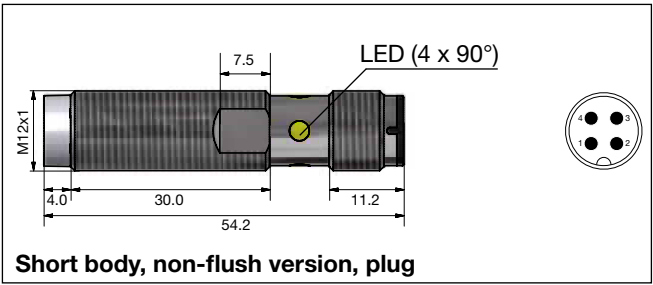
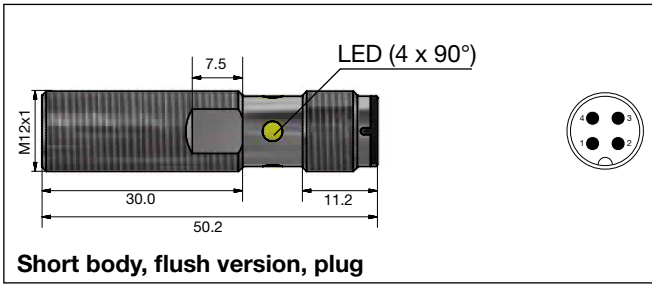
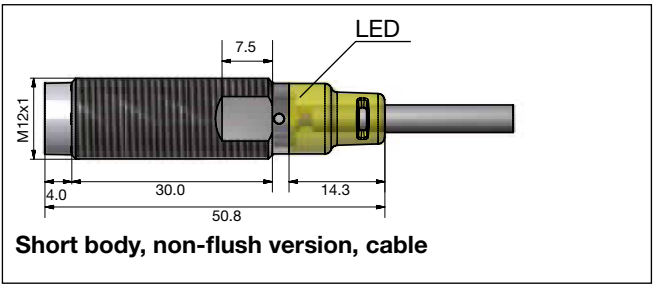
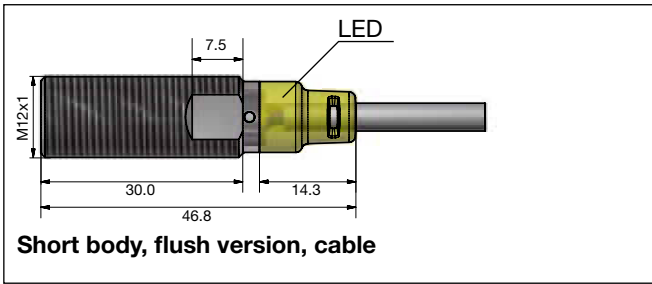
Specifications (cont.)

<b>Housing material</b>	
Body	Nickel-plated brass
Front	Grey thermoplastic polyester
<b>Connection</b>	
Cable	Ø4.1 x 2 m, 3 x 0.25 mm <sup>2</sup> , grey PVC, oil proof
Plug	M12 x 1
<b>Degree of protection</b>	IP 67
<b>Weight</b> (cable/nuts included)	
Cable	Max. 120 g
Plug	Max. 30 g
<b>Dimensions</b>	See diagrams below
<b>Tightening torque</b>	10 Nm
<b>Approvals</b>	<b>cULus</b> (UL508) <b>cCSAus</b> As Process Control Equipment for Hazardous Locations. - Class I, Division 2, Groups A, B, C and D. - T5, Enclosure Type 4. Ambient temperature Ta: -25° to +60°C

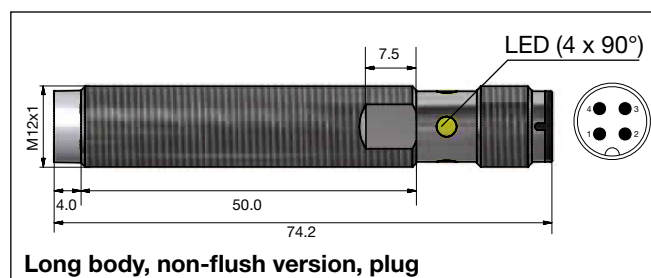
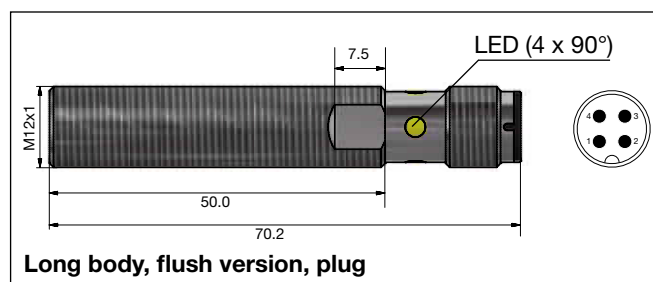
Note: The terminal connector (version ...M1) was not evaluated. The suitability of the terminal connector should be determined in the end-use application.

<b>Approvals (cont.)</b>	CCC is not required for products with a maximum operating voltage of ≤ 36 V
<b>EMC protection</b>	According to IEC 60947-5-2
IEC 61000-4-2 (ESD)	8 kV air discharge, 4 kV contact discharge
IEC 61000-4-3	3 V/m
IEC 61000-4-4	2 kV
IEC 61000-4-6	3 V
IEC 61000-4-8	30 A/m
<b>MTTF<sub>d</sub></b>	750 years @ 50°C (122°F)

Dimensions (mm)

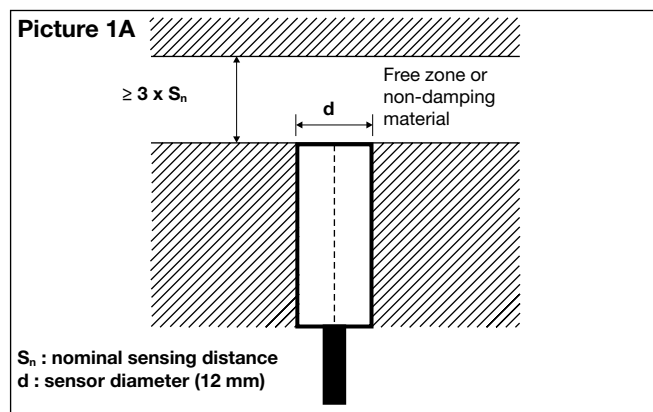


## Dimensions (mm) (cont.)

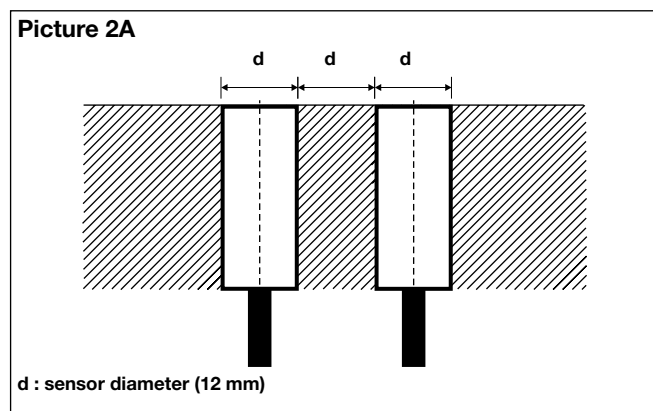


## Installation

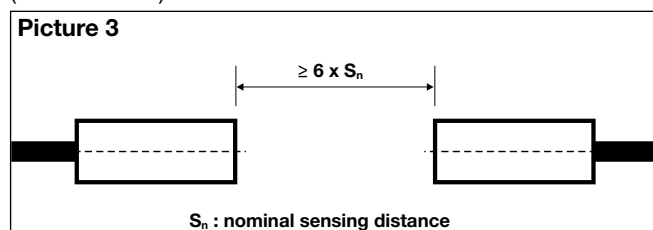
Flush sensor, when installed in damping material, must be according to Picture 1A.



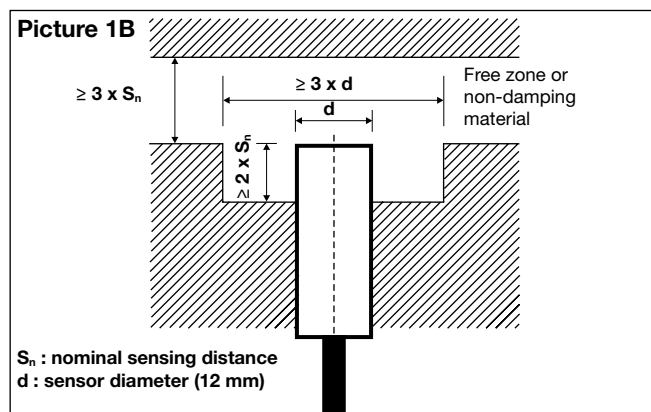
Flush sensors, when installed together in damping material, must be according to Picture 2A.



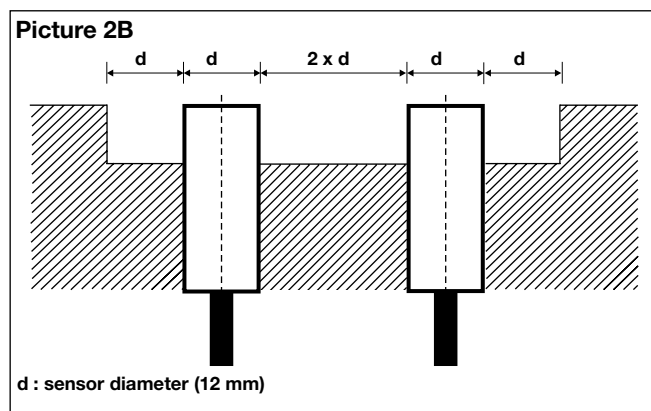
For sensors installed opposite each other, a minimum space of  $6 \times S_n$  (the nominal sensing distance) must be observed (See Picture 3).



Non-flush sensor, when installed in damping material, must be according to Picture 1B.

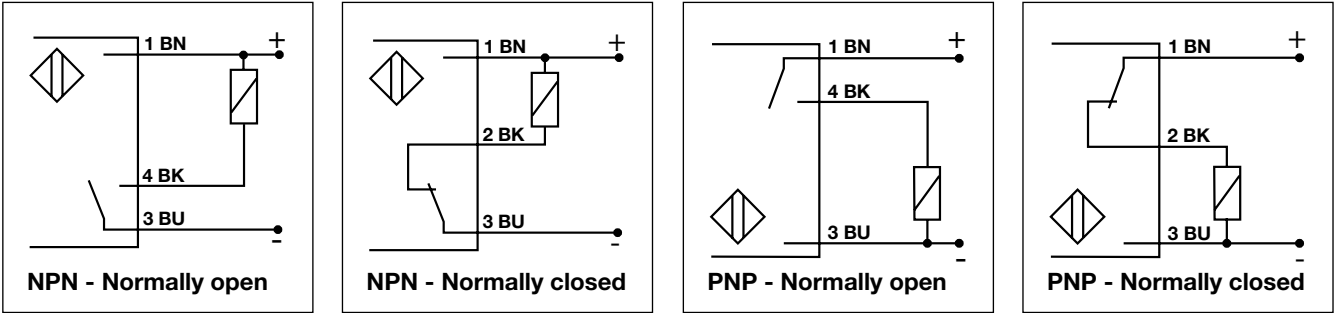


Non-flush sensors, when installed together in damping material, must be according to Picture 2B.





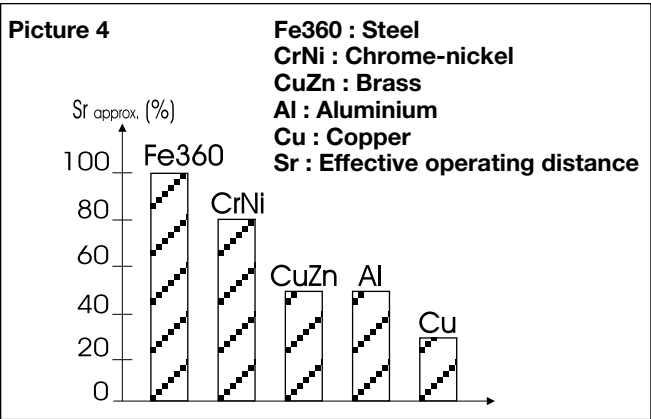
Wiring Diagram



Reduction Factors

The rated operating distance is reduced by the use of metals and alloys other than Fe360.

The most important reduction factors for inductive proximity sensors are shown in Picture 4.



Accessories for Plug Versions

	PVC	PUR
3-wire angled connector, 2 m cable	CONB13NF-A2	CONB13NF-A2P
3-wire angled connector, 5 m cable	CONB13NF-A5	CONB13NF-A5P
3-wire angled connector, 10 m cable	CONB13NF-A10	CONB13NF-A10P
3-wire angled connector, 15 m cable	CONB13NF-A15	CONB13NF-A15P
3-wire straight connector, 2 m cable	CONB13NF-S2	CONB13NF-S2P
3-wire straight connector, 5 m cable	CONB13NF-S5	CONB13NF-S5P
3-wire straight connector, 10 m cable	CONB13NF-S10	CONB13NF-S10P
3-wire straight connector, 15 m cable	CONB13NF-S15	CONB13NF-S15P

For any additional information or different options, please refer to the “General Accessories - Connector Cables -Type CONB1...” datasheets.

Delivery Contents

- Inductive proximity switch ICB.
- 2 nuts NPB
- Packaging: plastic bag