

# YSD100L SERIES 100W



Yingjiao's slimline power family are designed with slim plastic housing and for full range AC input from 90V AC to 264V AC.

The series are single phase PSU, providing DC OK relay contact and adjustable DC output voltage. They have high efficiency and operate in wide temperature range.

The series can widely used for industrial automation & control systems, varied equipments etc.



## Features



Universal AC Input/ Full Range



Installation on DIN Rail TS-35/7.5 & 15



DC OK Relay Contact



Built-in Active PFC Function



Protection: Short Circuit/Overload/  
Over Voltage



DC Output Voltage Adjustable



Three Years Warranty

## Model Information

Yingjiao Part number	DC VOLTAGE	RATED CURRENT	RATED POWER
YSD100L-1207500	12V	7.5A	90W
YSD100L-2404000	24V	4A	96W
YSD100L-4802000	48V	2A	96W

## Input

VOLTAGE RANGE	90-264VAC/127-370VDC	
FREQUENCY RANGE	47~ 63Hz	
INRUSH CURRENT	30A/115VAC	cold start
	60A/230VAC	cold start
AC CURRENT	1.3A/115VAC	
	0.8A/230VAC	
LEAKAGE CURRENT	<1mA/240VAC	
EFFICIENCY	83%	YSD100L-1207500
	86%	YSD100L-2404000
	87%	YSD100L-4802000

## Output

RIPPLE & NOISE	120mVp-p	YSD100L-1207500
	150mVp-p	YSD100L-2404000
	200mVp-p	YSD100L-4802000
VOLTAGE ADJ. RANGE	12~15V	YSD100L-1207500
	24~30V	YSD100L-2404000
	48~ 56V	YSD100L-4802000

## Output

VOLTAGE TOLERANCE	± 2.0%
LINE REGULATION	± 1.0%
LOAD REGULATION	± 1.0%
SETUP, RISE TIME	3000ms, 50ms/230VAC at full load 3000ms, 50ms/115VAC at full load
HOLD UP TIME (Typ.)	50ms/230VAC at full load 20ms/115VAC at full load

## Protection

OVER LOAD	105%-150% Rated Output Power Protection type : Hiccup mode, recovers automatically after fault condition is removed.
OVER VOLTAGE	12V:15.6 ~ 18V 24V:31.2 ~ 36V 48V:57.6 ~64.8V Protection type : Shut down o/p voltage, re-power on to recover

## Environment

OPERATING TEMPERATURE	-10 °C to 60 °C (Refer to "Derating Curve")
STORAGE TEMP	-40 °C to 85 °C
STORAGE HUMIDITY	10 ~ 95% RH
WORKING HUMIDITY	20% ~ 90% RH Non-Condensing

## SAFETY & EMC

SAFETY REGULATIONS	UL508, BS/EN62368-1 approved
WITHSTAND VOLTAGE	I/P-O/P:3KVAC I/P-FG:2KVAC O/P-FG:0.5KVAC
ISOLATION RESISTANCE	I/P-O/P, I/P-FG, O/P-FG:100M Ohms / 500VDC / 25 °C / 70% RH
EMC EMISSION	BS EN/EN 55032 class B, BS EN/EN IEC 61000-3-2,3
EMC IMMUNITY	BS EN/EN61000-4-2,3,4,5,6,8,11

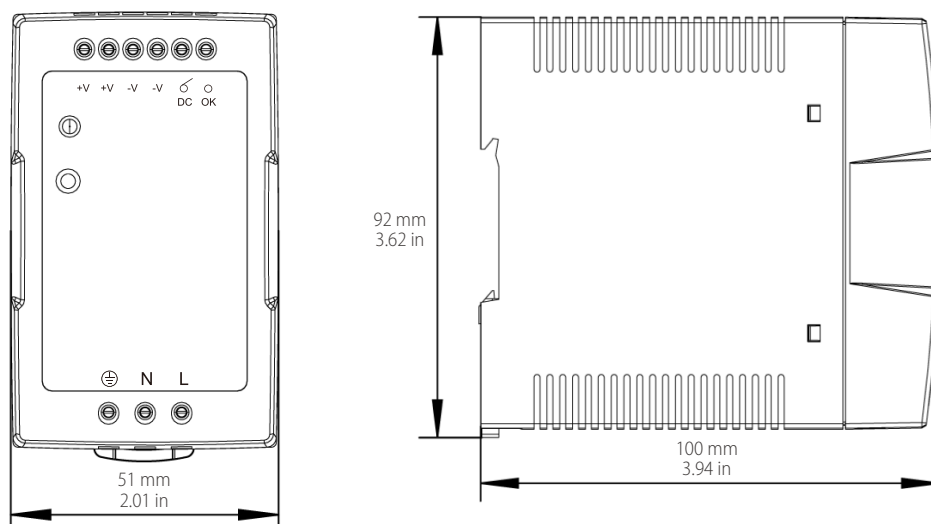
## Dimensions & Weight

Length:	55mm / 2.17in
Width:	100mm / 3.94in
Height:	92mm / 3.62in
Weight:	400g

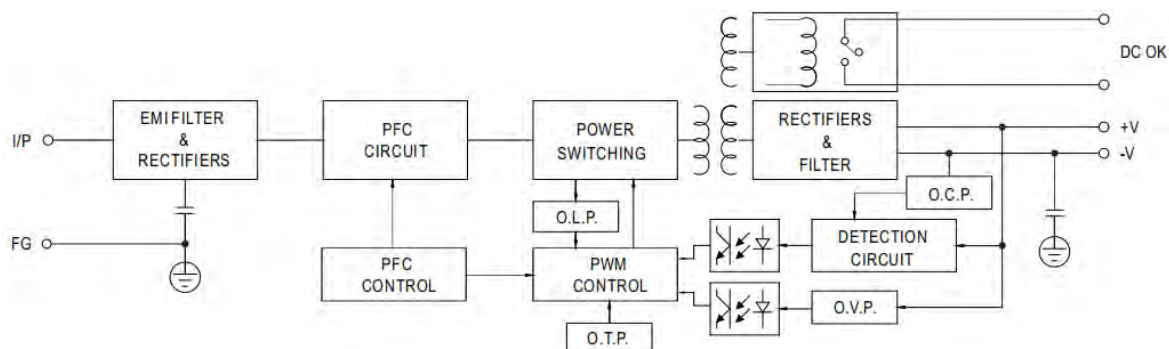
## Packing

Carton Size:	42.5 x 32 x 24 CM 21.26 x 16.73 x 9.45 in
Master Carton Quantities:	40pcs / Carton

## Dimensions and Installation



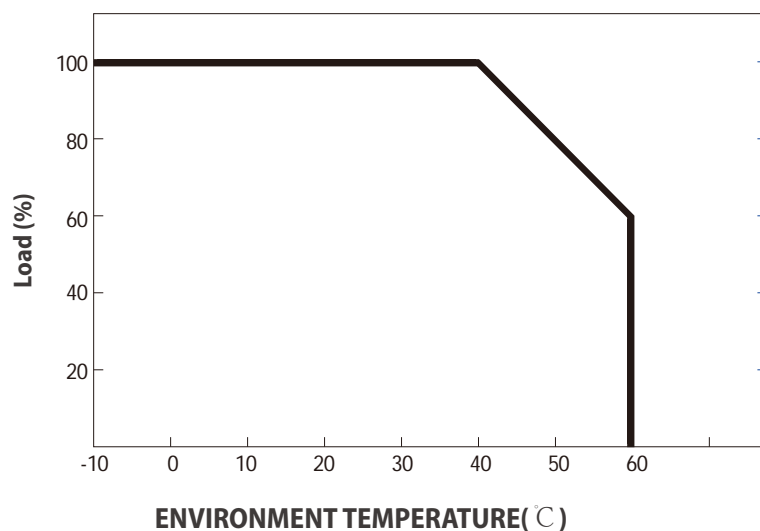
## Functional Diagram



## Application Of DC OK Active Signal

Contact Close	PSU turns on / DC OK.
Contact Open	PSU turns off / DC Fail.
Contact Ratings (max.)	30V/1A resistive load.

## Deduction Curve and Temperature



## Minus Output and Input Voltage Curves

---

