

Distributed by:

JAMECO[®]
ELECTRONICS

www.Jameco.com ♦ 1-800-831-4242

The content and copyrights of the attached
material are the property of its owner.

Jameco Part Number 1975731

LOC	DIST	REVISIONS					
		P	LTR	DESCRIPTION	DATE	OWN	APVD
CM	00	L		REVISED PER EC 0G3B-1094-04	04FEB05	KW	SR

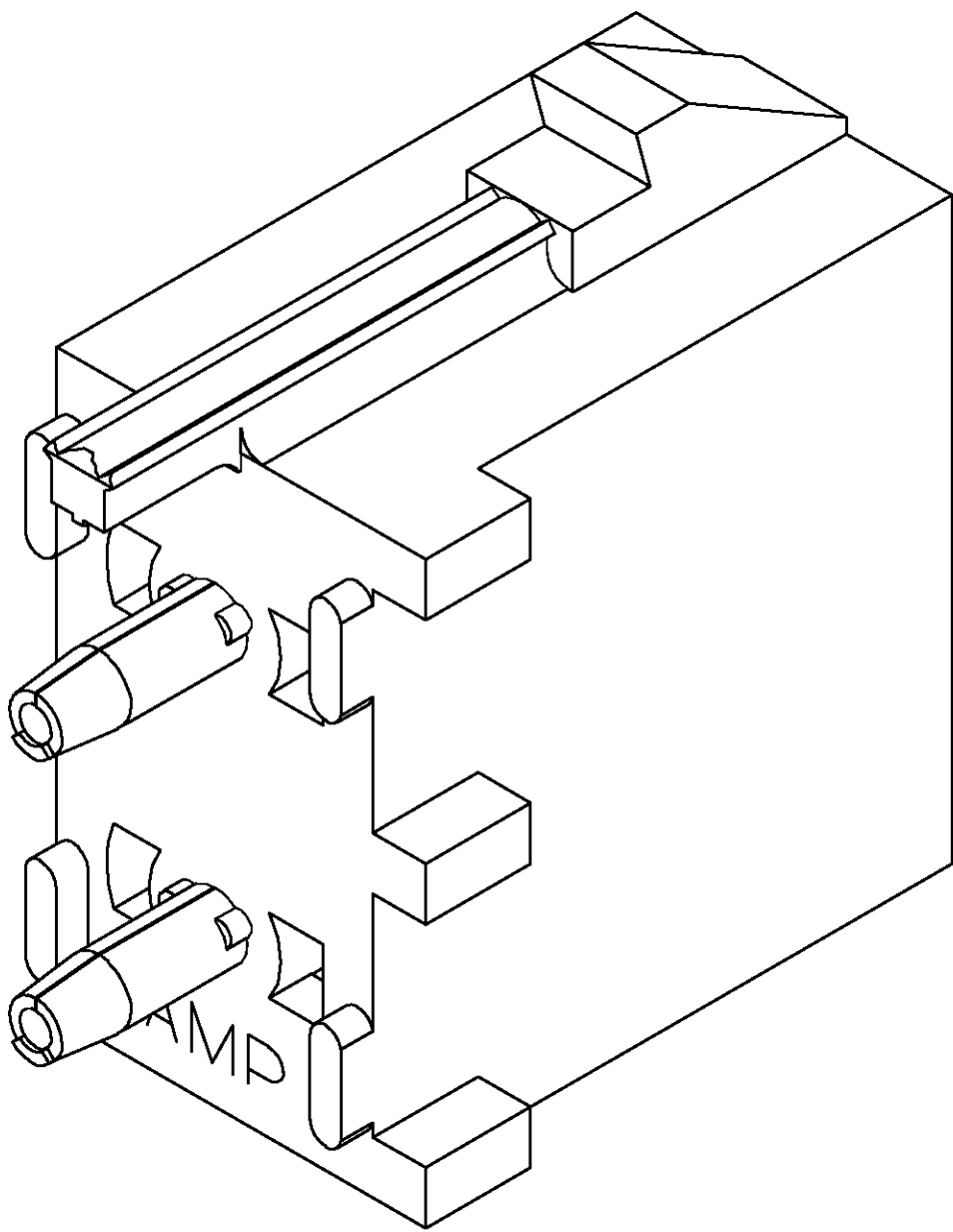
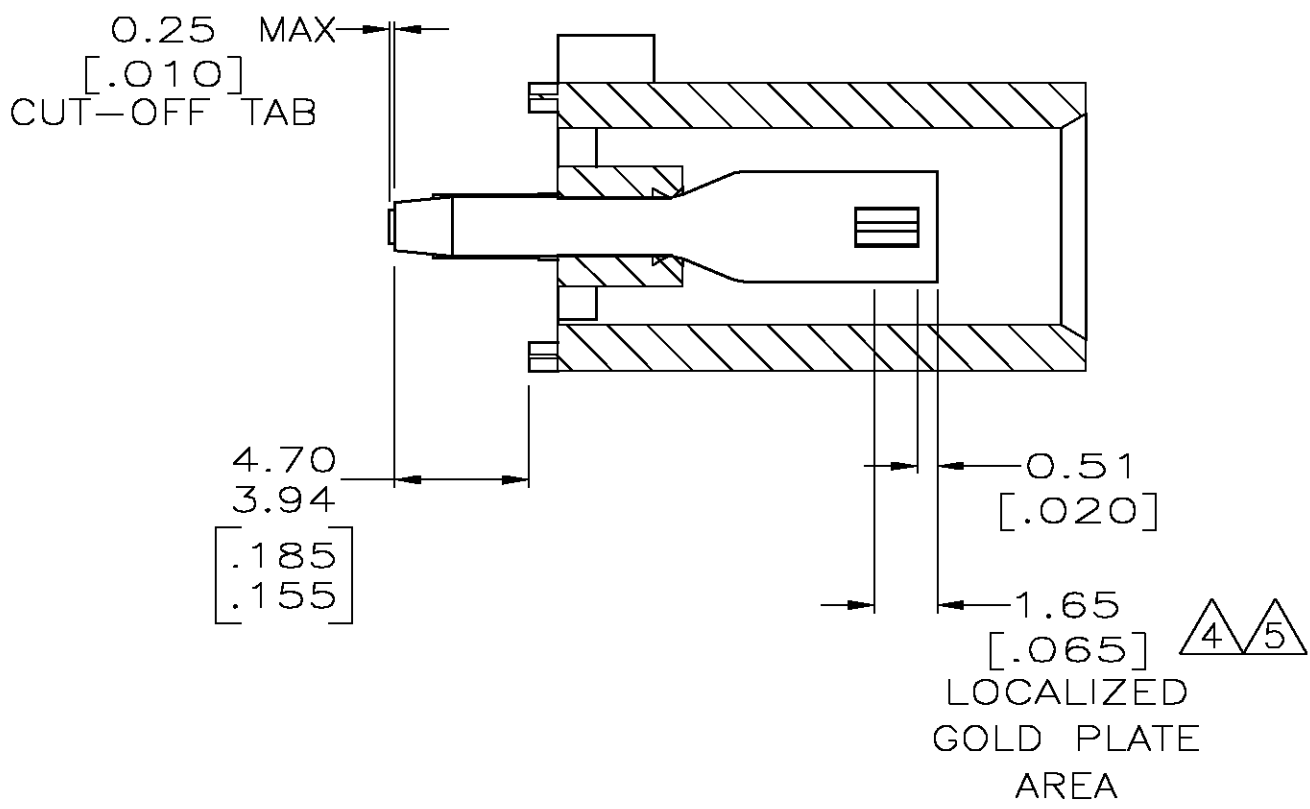
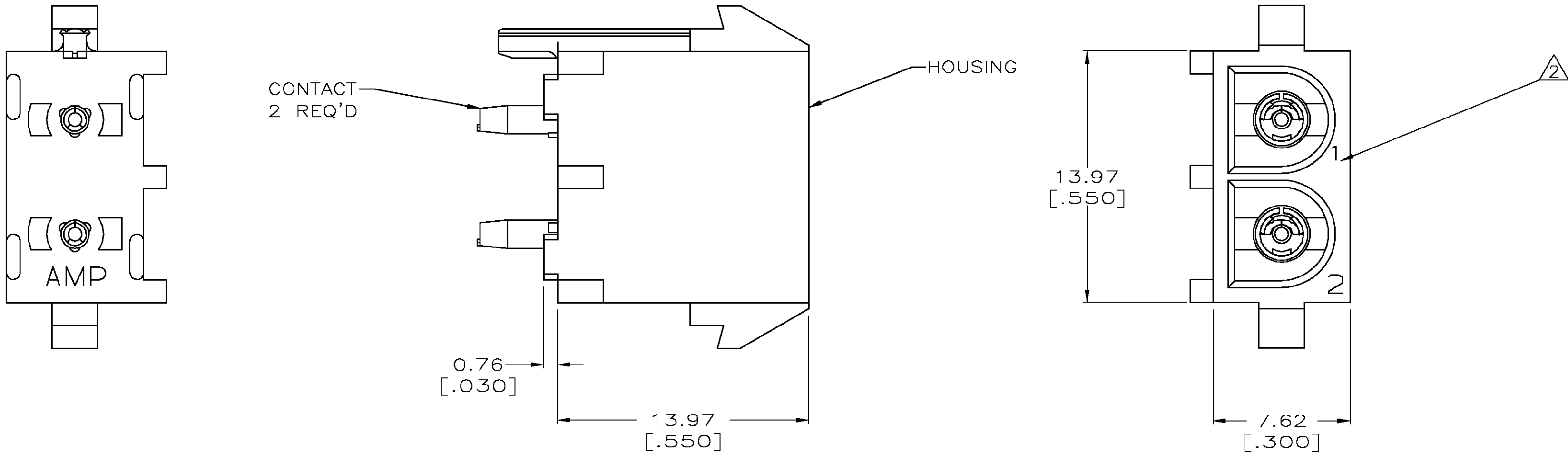
1. PARTS COMPLY TO AMP SOLDERABILITY SPECIFICATION 109-11-3.

⚠️ CIRCUIT IDENTIFICATION CHARACTERS ARE ADJACENT TO THE INDICATED CAVITIES, BUT LOCATION AND ORIENTATION MAY DIFFER FROM PRINT.

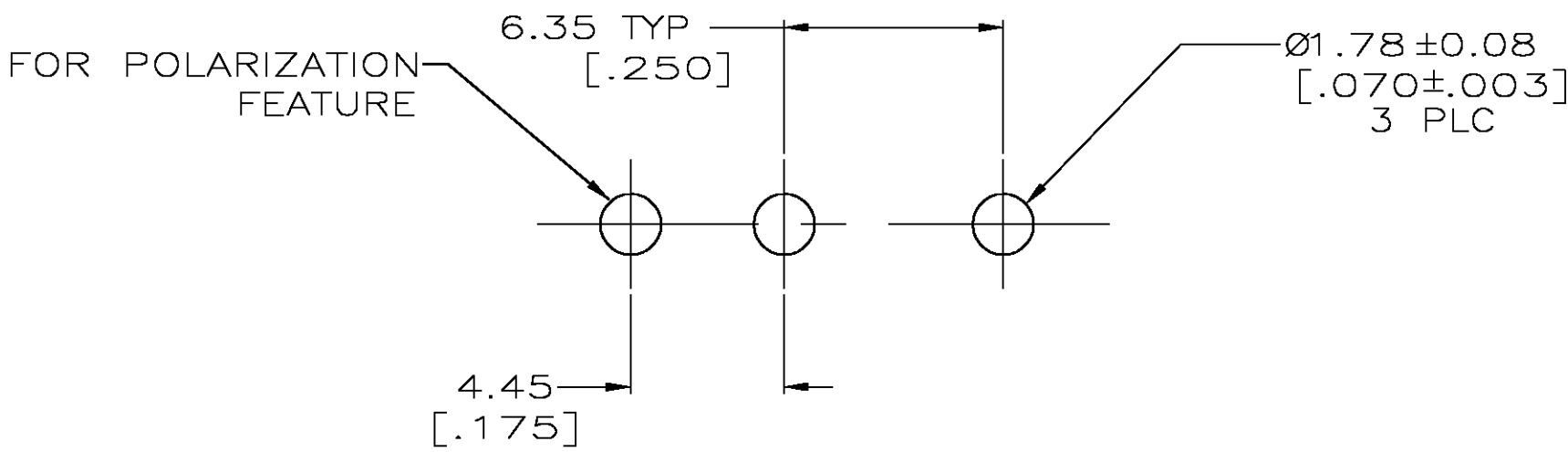
3. DIMENSIONS IN BRACKETS ARE IN INCHES.

⚠️ CONTACT IS STAMPED FROM PRE-PLATED STOCK WHICH IS PLATED OVERALL WITH 0.00127 - 0.00178 [.000050 - .000070] NICKEL, THEN STRIPED WITH 0.00076 [.000030] GOLD IN CONTACT AREA INDICATED AND MATTE TIN LEAD ON SOLDER TAIL END.

⚠️ CONTACT IS STAMPED FROM PRE-PLATED STOCK WHICH IS PLATED OVERALL WITH 0.00127 - 0.00178 [.000050 - .000070] NICKEL, THEN STRIPED WITH 0.00076 [.000030] GOLD IN CONTACT AREA INDICATED AND MATTE TIN ON SOLDER TAIL END.



3-DIMENSIONAL MODEL
NTS



RECOMMENDED MOUNTING HOLE PATTERN
FOR 1.57 [.062] THICK P.C. BOARD

PHOSPHOR BRONZE, GOLD ⚠️	NYLON,UL94V-O,WHITE	643412-3
PHOSPHOR BRONZE, GOLD ⚠️	NYLON,UL94V-O,WHITE	643412-2
PHOSPHOR BRONZE, PRE-TIN	NYLON,UL94V-O,WHITE	643412-1
CONTACT MATERIAL AND FINISH	HOUSING MATERIAL	PART NUMBER

THIS DRAWING IS A CONTROLLED DOCUMENT.		DWG L McEACHIN 07-JAN-2000	Tyco Electronics Corporation Greensboro, NC 27409	
DIMENSIONS: mm [INCHES]		CHK K COBLE 07-JUN-2000	NAME	
		APVD K COBLE 07-JUN-2000	PRODUCT SPEC	
			APPLICATION SPEC	
			WEIGHT	
			RESTRICTED TO	
MATERIAL SEE TABLE	FINISH SEE TABLE	CUSTOMER DRAWING		SCALE 5:1 SHEET 1 OF 1 REV L



SOCKET HEADER ASSEMBLY,
POLARIZED,2 CIRCUIT
UNIVERSAL MATE-N-LOK™

A1 00779C=643412

METRIC