


Distributed by:

JAMECO[®]
ELECTRONICS

www.Jameco.com ♦ 1-800-831-4242

The content and copyrights of the attached
material are the property of its owner.

Jameco Part Number 1953541



Features :

- 2:1 wide input range
- 1000VDC I/O isolation
- Input Pi network filter
- Protections: Short circuit / Overload
- Cooling by free air convection
- Five-sided shield metal case
- 100% full load burn-in test
- Low cost / High reliability
- 1 year warranty

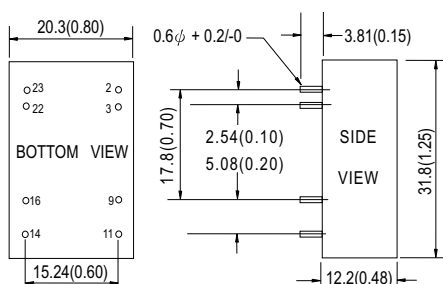
SPECIFICATION



ORDER NO.		SCW08A-05	SCW08B-05	SCW08C-05	SCW08A-12	SCW08B-12	SCW08C-12	SCW08A-15	SCW08B-15	SCW08C-15
OUTPUT	DC VOLTAGE	5V			12V			15V		
	CURRENT RANGE	160 ~ 1600mA			67 ~ 670mA			53 ~ 533mA		
	RATED POWER	8W								
	RIPPLE & NOISE (max.) Note.2	50mVp-p			60mVp-p			60mVp-p		
	LINE REGULATION Note.3	±0.5%								
	LOAD REGULATION Note.4	±0.5%								
	VOLTAGE ACCURACY	±2.0%								
	SWITCHING FREQUENCY	50KHz min.								
INPUT	VOLTAGE RANGE	A: 9 ~ 18VDC B: 18 ~ 36VDC C: 36 ~ 72VDC								
	EFFICIENCY (Typ.)	75%	78%	78%	80%	82%	81%	79%	81%	81%
	DC CURRENT	Full load A: 888mA B: 426mA C: 215mA								
		No load A: 50mA B: 25mA C: 15mA								
	FILTER	Pi network								
	PROTECTION	Fuse recommended								
PROTECTION (Note. 5)	OVERLOAD	110 ~ 180% rated output power								
		Protection type : Hiccup mode, recovers automatically after fault condition is removed								
	SHORT CIRCUIT	All output equipped with short circuit								
		Protection type : Hiccup mode, recovers automatically after fault condition is removed								
ENVIRONMENT	WORKING TEMP.	-25 ~ +71℃ (Refer to output load derating curve)								
	WORKING HUMIDITY	20% ~ 90% RH non-condensing								
	STORAGE TEMP., HUMIDITY	-25 ~ +105℃, 10 ~ 95% RH								
	TEMP. COEFFICIENT	±0.03% / ℃ (0 ~ 50℃)								
	VIBRATION	10 ~ 500Hz, 2G 10min./1 cycle, period for 60min. each along X, Y, Z axes								
SAFETY	WITHSTAND VOLTAGE	I/P-O/P: 1KVDC								
	ISOLATION RESISTANCE	I/P-O/P: 100M Ohms / 500VDC / 25℃ / 70% RH								
	ISOLATION CAPACITANCE	250pF max.								
	EMI CONDUCTION & RADIATION	Compliance to EN55022 Class B, FCC part 15 Class B								
	EMS IMMUNITY	Compliance to EN61000-4-2,3,4,5,6,8 light industry level, criteria A								
OTHERS	MTBF	900khrs min. MIL-HDBK-217F(25℃)								
	DIMENSION	31.8*20.3*12.2mm or 1.25**0.80**0.48" inch (L*W*H)								
	WEIGHT	15g								

Mechanical Specification

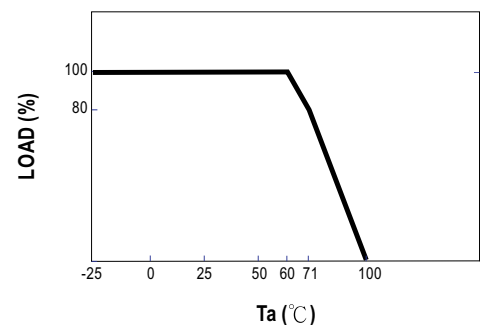
Unit:mm(inch)



Pin Configuration

Pin No.	Output
2 & 3	-Vin
9	N.C.
11	N.C.
14	+Vout
16	-Vout
22 & 23	+Vin

Derating Curve



NOTE

- 1.All parameters are specified at normal input, rated load, 25°C 70% RH Ambient.
- 2.Ripple & noise are measured at 20MHz by using a 12" twisted pair terminated with a 0.1uf & 47uf capacitor.
- 3.Line regulation is measured from low line to high line at rated load.
- 4.Load regulation is measured from 10% to 100% rated load.
- 5.Please prevent the converter from operating in overload or short circuit condition for more than 30 seconds.