Distributed by:

JAMECO® ELECTRONICS

www.Jameco.com ✦ 1-800-831-4242

The content and copyrights of the attached material are the property of its owner.

Jameco Part Number 854225



BOURNS®

Features

- 3/8 ” Square/ Multiturn / Cermet / Industrial / Sealed
- Five popular terminal styles
- Standoffs
- Patent #4427966 drive mechanism
- RoHS compliant* version available

3299 - 3/8 ” Square Trimming Potentiometer

Electrical Characteristics

Standard Resistance Range
.....10 to 2 megohms
(see standard resistance table)
Resistance Tolerance .....±10 % std.
(tighter tolerance available)
Absolute Minimum Resistance
.....1 % or 2 ohms max.
(whichever is greater)
Contact Resistance Variation
.....1.0 % or 3 ohms max.
(whichever is greater)
Adjustability
Voltage.....±0.01 %
Resistance .....±0.05 %
Resolution.....Infinite
Insulation Resistance .....500 vdc.
1,000 megohms min.
Dielectric Strength
Sea Level .....900 vac
70,000 Feet.....350 vac
Effective Travel.....25 turns nom.

Environmental Characteristics

Power Rating (300 volts max.)
70 °C .....0.5 watt
125 °C .....0 watt
Temperature Range ....-55 °C to +125 °C
Temperature Coefficient ....±100 ppm/°C
Seal Test.....85 °C Fluorinert†
Humidity.....MIL-STD-202 Method 103
96 hours
(2 % ΔTR, 10 Megohms IR)
Vibration.....20 G (1 % ΔTR; 1 % ΔVR)
Shock.....100 G (1 % ΔTR; 1 % ΔVR)
Load Life
.....1,000 hours 0.5 watt @ 70 °C
(3 % ΔTR; 3 % or 3 ohms,
whichever is greater, CRV)
Rotational Life.....200 cycles
(4 % ΔTR; 3 % or 3 ohms,
whichever is greater, CRV)

Physical Characteristics

Torque .....3.0 oz-in. max.
Mechanical Stops.....Wiper idles
Terminals .....Solderable pins
Weight .....0.035 oz.
Marking .....Manufacturer's trademark, resistance code, wiring diagram, date code, manufacturer's model number and style
Wiper.....50 % (Actual TR) ±10 %
Flammability .....U.L. 94V-0
Standard Packaging .....50 pcs. per tube
Adjustment Tool H-90

3299P
Common Dimensions

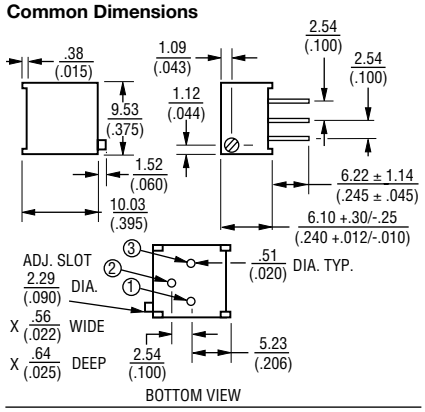

3299W

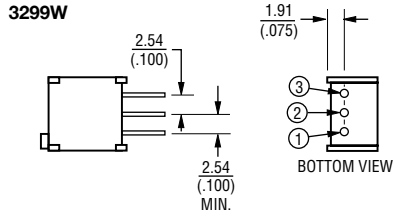

3299X

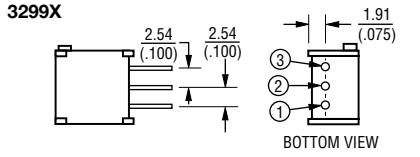

3299Y

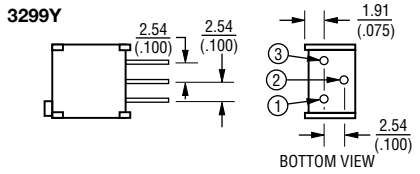

3299Z

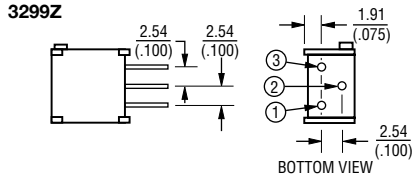

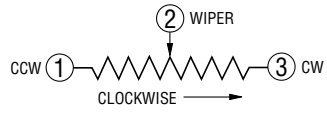

TOLERANCES: ± 0.25 (.010) EXCEPT WHERE NOTED

DIMENSIONS ARE: MM / (INCHES)

Standard Resistance Table

Resistance (Ohms)	Resistance Code
10	**100**
20	**200**
50	**500**
100	**101**
200	**201**
500	**501**
1,000	**102**
2,000	**202**
5,000	**502**
10,000	**103**
20,000	**203**
25,000	**253**
50,000	**503**
100,000	**104**
200,000	**204**
250,000	**254**
500,000	**504**
1,000,000	**105**
2,000,000	**205**

Popular distribution resistance values listed in boldface. Special resistances available.

How To Order

3299 W - 1 - 103 LF

Model
Style
Standard or Modified Product Indicator
-1 = Standard Product
Resistance Code
Terminations
LF = 100 % Tin-plated (RoHS compliant)
Blank = 90 % Tin / 10 % Lead-plated (Standard)

Consult factory for other available options.

*RoHS Directive 2002/95/EC Jan 27 2003 including Annex.
†"Fluorinert" is a registered trademark of 3M Co.
Specifications are subject to change without notice.
Customers should verify actual device performance in their specific applications.