

CUSTOMER

JAMES

SPECIFICATION FOR APPROVAL

AC/DC ADAPTOR

CUSTOMER SPEC:INPUT: 100-240V AC 50/60Hz OUTPUT:5VDC 3000mA

CUSTOMER DWG./PART NO. 5V3A-US*2468*1.5M*5.5*2.1*10*20#

PART NO. DCT18W050300US-A0

SAMPLE NO: SD2022072693 REV.: ISSUE DATE: 2022-8-10

PRDUCT NO:

Unit Color: Black



White



APPROVED SIGNATURES/客户确认

核准/APPROVED BY	审核/ CHECKED BY:	检测/TESTED BY:

Manufacturer/制造商

业务/SALES	品管/QE	核准/APPROVED BY	制样/DESIGNED BY
EDDY 袁	周松平	宋军	阳灿

Von Development Ltd. 旺怡發展有限公司

1A, Fook Ying Bldg, 379 Kings Road, North Point, Hong Kong

TEL: 852-2187-2875

FAX: 852-3012-1881

info@vonhk.com

E. C. LIST

Rev.	Description	Date	Remark
A0	First Released	2022-08-08	

**** Content ****

1.	SCOPE 概述.....	5
2.	Input Characteristics 输入特性	5
2.1.	Input Voltage & Frequency 输入电压与频率.....	5
2.2.	Input AC Current 输入电流	5
2.3.	Inrush Current (cold start)开机浪涌	5
2.4.	Averaged Efficiency 平均效率.....	5
2.5.	Energy Consumption 空载损耗.....	5
3.	Output Characteristics 输出特性	5
3.1.	Static Output Characteristics 静态输出特性.....	5
3.2.	Line/ Load Regulation 线性/负载调整率	5
3.3.	Turn - on Delay Time 开机延迟	5
3.4.	Hold-up Time 关机维持.....	5
3.5.	Rise Time 上升时间.....	5
3.6.	Fall Time 下降时间.....	5
3.7.	Overshoot/Undershoot 过冲	5
3.8.	Dynamic 动态	6
4.	Protection Requirements 保护特性	6
4.1.	Over Current Protection (OCP)过流保护	6
4.2.	Short Circuit Protection (SCP)短路保护	6
4.3.	Over Voltage Protection (OVP)过压保护.....	6
5.	Environment Requirements 环境要求.....	6
5.1.	Operating Temperature and Relative Humidity 工作温度/湿度.....	6
5.2.	Storage Temperature and Relative Humidity 存储温度/湿度	6
5.3.	Altitude Range 海拔高度	6
6.	Reliability Requirements 可靠性要求.....	6
6.1.	Burn-in 老化	6
6.2.	MTBF 平均故障间隔时间.....	6
6.3.	E-cap Life 电容寿命	6
7.	Mechanical Requirements 结构要求.....	6
7.1.	Vibration 振动.....	6
7.2.	Drop Test 跌落.....	6
8.	EMC Standards 电磁兼容.....	7
8.1.	EMI Standards 电磁干扰	7
8.2.	EMS Standards 电磁抗扰.....	7
9.	Safety Standards 安规标准	7
9.1.	Dielectric Strength (Hi-pot)高压.....	7
9.2.	Leakage Current 漏电流.....	7
9.3.	Insulation Resistance 绝缘阻抗.....	7
9.4.	Regulatory Standards 标准	7

10. Match. Outline Drawing 外观	8
11. DC Cord Drawing 线材	9
12. Marking Drawing 铭牌	10
13. Package Drawing 包装	11
14. CERTIFICATE 证书	12

1. SCOPE 概述

The document details the electrical, mechanical and environmental specifications of a SMPS. The power supply provides rated 15W continuous output power with 2Pin input.

2. Input Characteristics 输入特性

2.1. Input Voltage & Frequency 输入电压与频率

The range of input voltage is from 90Vac to 264Vac single phase.

	Minimum	Nominal	Maximum
Input Voltage	90Vac	100Vac~240Vac	264Vac
Input Frequency	47Hz	60Hz/50Hz	63Hz

2.2. Input AC Current 输入电流

0.7A max. @ 100-240Vac input & Full load

2.3. Inrush Current (cold start) 开机浪涌

The PSU should not get damaged

2.4. Averaged Efficiency 平均效率

81.39% min. @ 115Vac/60Hz&230Vac/50Hz input with 25%, 50%, 75% and 100% load

2.5. Energy Consumption 空载损耗

0.1W max. @ 115/230Vac input with no load

3. Output Characteristics 输出特性

3.1. Static Output Characteristics 静态输出特性

Output	Load			Output Range	R+N	Remark
Rate	Min. Load	Rated Load	Max. Load			
+5.0V	0.0A	3.0A	3.0A	4.75V ~ 5.25V	150mVp-p	100-240Vac

Ripple & Noise: Measurement is done by 20MHz bandwidth oscilloscope and the output paralleled a 0.1uF ceramic capacitor and a 10uF electrolysis capacitor. (Test under the condition of rated input and rated output at 25°C & Burn in 5 mins)

3.2. Line/ Load Regulation 线性/负载调整率

Output	Load Condition			Line Regulation	Load Regulation
Rate	Min. Load	Rated Load	Max. Load		
+5.0V	0.0A	3.0A	3.0A	± 5%	± 5%

3.3. Turn - on Delay Time 开机延迟

3S max. @115/230Vac input & Full load

3.4. Hold-up Time 关机维持

5ms min @115/230Vac input with Full load at 0 degree.

3.5. Rise Time 上升时间

50mS max. with full load

3.6. Fall Time 下降时间

50mS max. with full load

3.7. Overshoot/Undershoot 过冲

5% max. When the power on or off with full load

3.8. Dynamic 动态

Output voltage within 4.0-6.0V for load step from 20% to 80%, R/S: 0.1A/uS,
T1=T2=50mS

4. Protection Requirements 保护特性

4.1. Over Current Protection (OCP)过流保护

3.05A<OCP<5.00A & Recovery

4.2. Short Circuit Protection (SCP)短路保护

No damage & Recovery

4.3. Over Voltage Protection (OVP)过压保护

No damage & Recovery

5. Environment Requirements 环境要求

5.1. Operating Temperature and Relative Humidity 工作温度/湿度

-10°C ~ +40°C

10%RH ~ 90%RH non-condensing

5.2. Storage Temperature and Relative Humidity 存储温度/湿度

-20°C ~ +80°C

10%RH ~ 90%RH non-condensing

5.3. Altitude Range 海拔高度

Sea level shall be lower than 2000m

6. Reliability Requirements 可靠性要求

6.1. Burn-in 老化

The power supply shall be burn-in for 2Hours under variable voltage of 100V, 240V input and 100% rated load at 40°C~45°C

6.2. MTBF 平均故障间隔时间

The MTBF shall be at least 30,000hours (SR-332) at 25°C, @115/230Vac input with full load .

6.3. E-cap Life 电容寿命

The lifetime shall be at least 3 years @25°C, @115/230Vac input with 80% load .

7. Mechanical Requirements 结构要求

7.1. Vibration 振动

Freq: 10Hz-500Hz

Displacement: 0.35mm peak

Acceleration: 49m/s²

Number of Sweeps: 2

Sweep Duration: 15 min cycles in each axis X,Y,Z

7.2. Drop Test 跌落

Height: 1m; the product should be fell off on the hardwood with the thickness of 20mm, and the hardwood should be put on the base of the cement or on the ground without flexibility. Apply 10 drops (6 faces + 3 edges+ 1 corner).

8. EMC Standards 电磁兼容

8.1. EMI Standards 电磁干扰

FCC Part15 B

8.2. EMS Standards 电磁抗扰

8.2.1 Standard

EN 61000-4-2	(ESD)Electrostatic Discharge: air $\pm 8\text{kV}$, contact $\pm 4\text{kV}$, (Criteria A/B)
EN 61000-4-3	(RS)Radiated Electromagnetic Field Susceptibility 3V/m (r.m.s)& 80-1000MHz,80%AM(1KHz) sine-wave(Criteria A/B)
EN 61000-4-4	(EFT)Electrical Fast Transient/Burst-: 1KV (Criteria A/B)
EN 61000-4-5	(Surge)Differential Mode : $\pm 1\text{kV}$;Common Mode: $\pm 2\text{kV}$ (Criteria A/B)
EN 61000-4-6	(CS) Radio Frequency Fields Conducted Disturbances Immunity 3V&0.15-80 MHz,80%AM(1KHz) (Criteria A/B)

8.2.2 Assessment criteria

Acceptance criteria	performance
A	Agreed operational behavior within the specified limits
B	Time limited functional diminishment or malfunction during the tests is permitted. The function is self-reactivated by the unit following completion of the tests.
C	Malfunction is permitted .The function can be reactivated either by reconnection to the mains or by operator intervention.

9. Safety Standards 安规标准

9.1. Dielectric Strength (Hi-pot)高压

Primary to Secondary: 3000Vac / 10mA Max / 60second (3second for production)

9.2. Leakage Current 漏电流

0.25mA max. at 264Vac / 50Hz

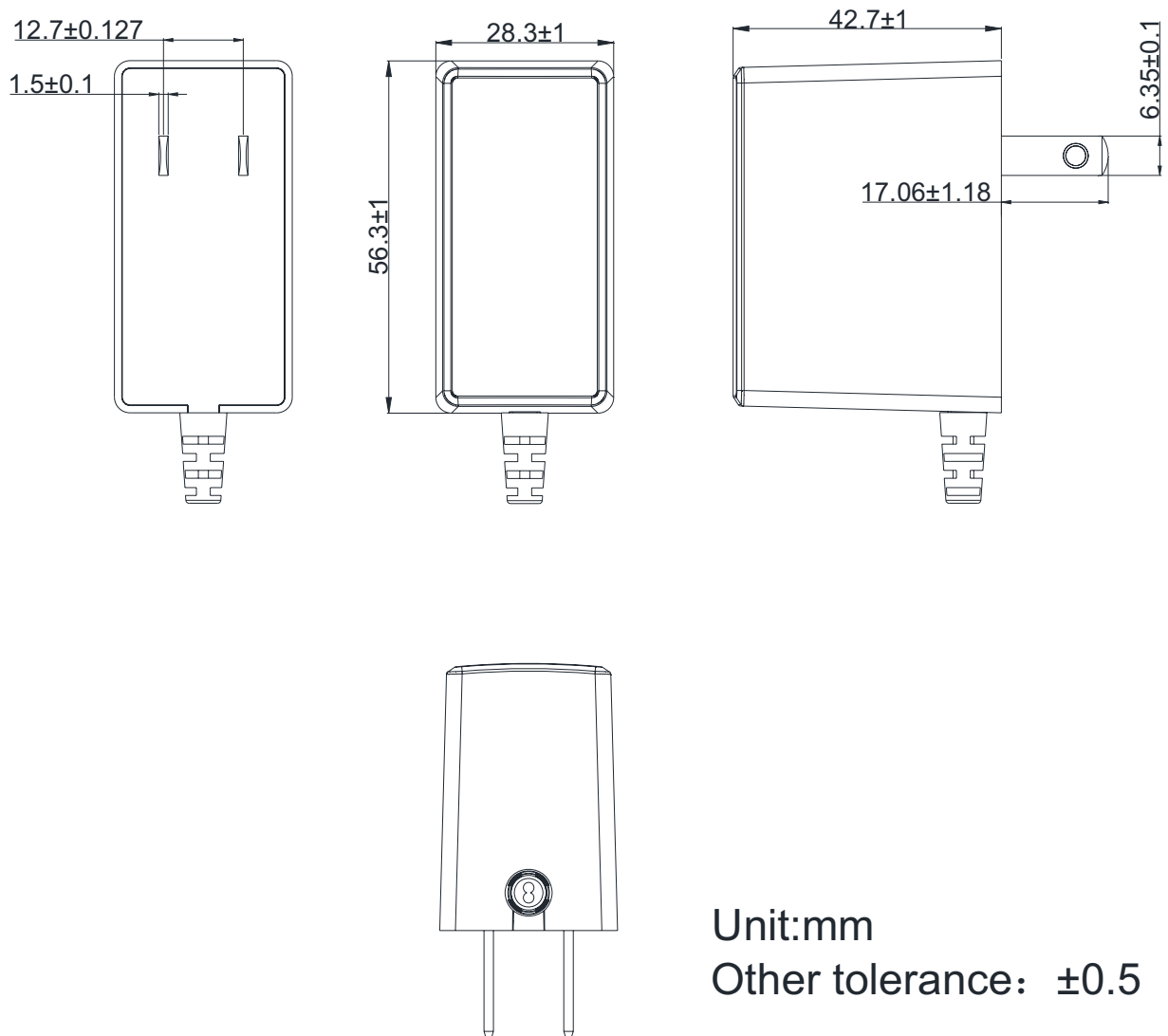
9.3. Insulation Resistance 绝缘阻抗

100M Ω min. at primary to secondary add 500Vdc test voltage.

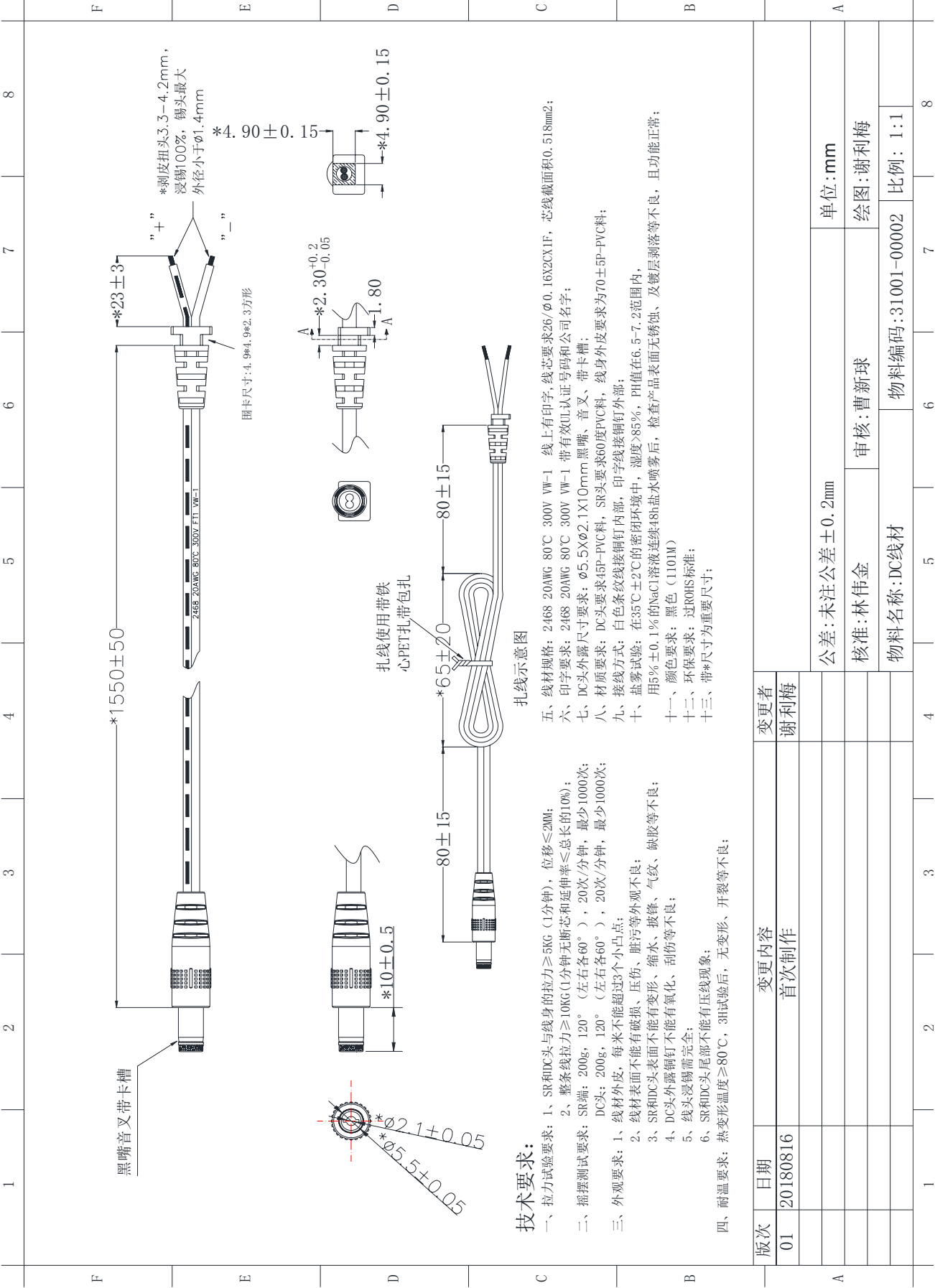
9.4. Regulatory Standards 标准

Type	Country	Standard	State	Note
UL	USA	UL62368	Approved	

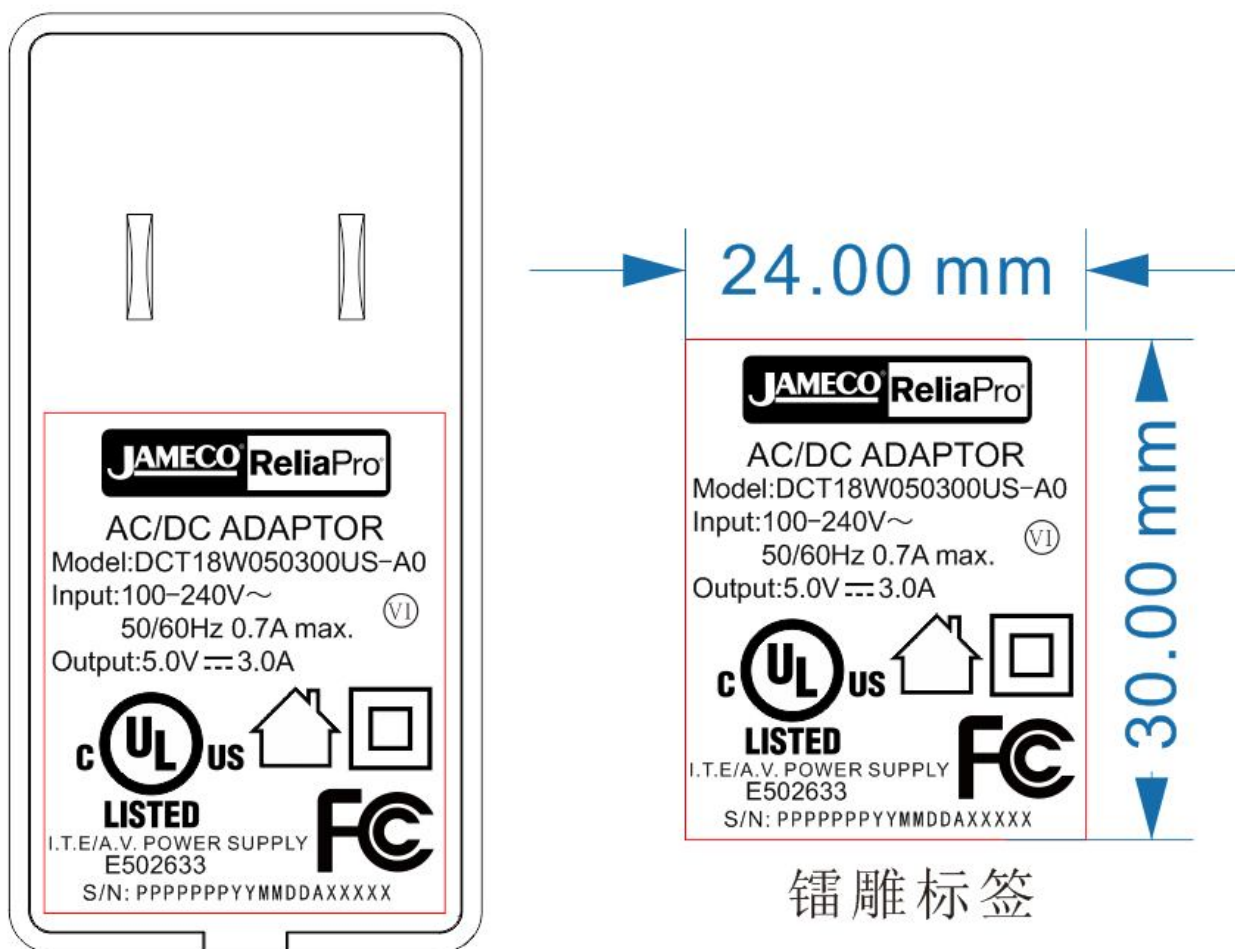
10. Match. Outline Drawing 外观



11. DC Cord Drawing 线材



12. Marking Drawing 铭牌



镭雕标签

镭雕标签

S/N: PPPPPPPYYMMDDAXXXX

产品编码 ————

产品实际生产年份 ————

产品实际生产月份 ————

产品实际生产日期 ————

镭射机编码 ————

产品序列号 ————

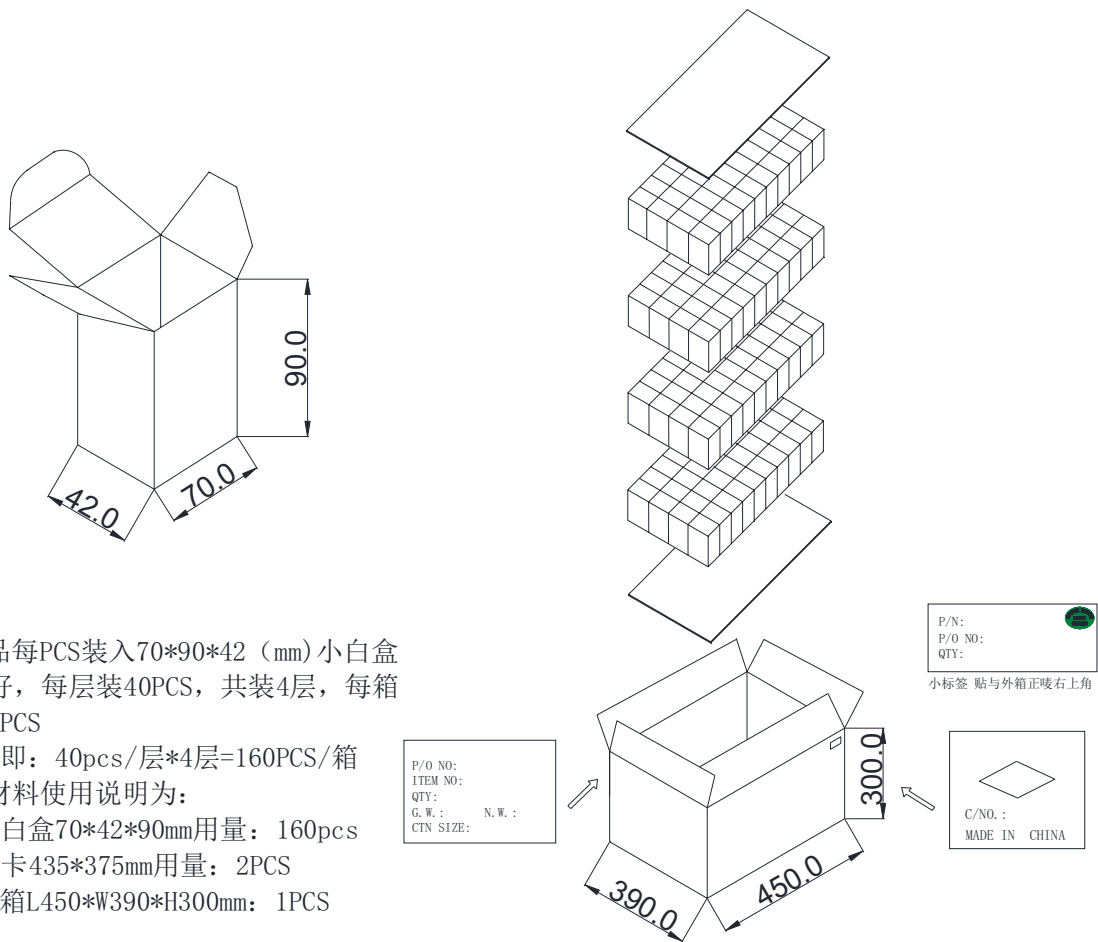
产品编码;例如: 90001-00283-US为00283US

日期按实际生产日期填写, 例如: 2020年09月20日为200920

镭射机编码; 例如: 1、2、3……

产品序列号; 例如: 00001、00002……

13.Package Drawing 包装



- 包装说明：
- 一、将产品每PCS装入70*90*42（mm）小白盒中包好，每层装40PCS，共装4层，每箱装160PCS
- 即：40pcs/层*4层=160PCS/箱
- 二、包装材料使用说明为：
- 1、小白盒70*42*90mm用量：160pcs
- 2、平卡435*375mm用量：2PCS
- 3、纸箱L450*W390*H300mm：1PCS

纸箱正面、侧面印刷内容

纸箱的外尺寸：L450*W390*H300 MM

填箱号	<div>C/NO. : MADE IN CHINA</div>	填订单号	P/O NO:
		填我司产品型号/成品号	ITEM NO:
		填数量	QTY:
		填毛重	G. W. :
		净重	N. W. :
		外箱尺寸	CTN SIZE:

填客户料号	P/N:	
填订单号	P/O NO:	
填数量	QTY:	

14. CERTIFICATE 证书

CERTIFICATE OF COMPLIANCE

Certificate Number 20190506-E502633
Report Reference E502633-A6003-UL
Issue Date 2019-MAY-06

Issued to: Zhuzhou Dachuan Electronic Technology Co Ltd
Building A5 Nanzhou Industrial Park
Zhuzhou
Hunan 412101 CHINA

This certificate confirms that
representative samples of

POWER SUPPLIES FOR USE WITH AUDIO/VIDEO,
INFORMATION AND COMMUNICATION TECHNOLOGY
EQUIPMENT

AC/DC Adapter;

Model: DCT18W/xxxxyyUS-aa (xxx, yyy, aa are variables,
"xxx"=050-240, "yyy"=001-300, "aa"=A0, B0, C0 or D0).

Have been investigated by UL in accordance with the
Standard(s) indicated on this Certificate.


Standard(s) for Safety: UL 62368-1 and CAN/CSA C22.2 No. 62368-1-14,
Audio/video, information and communication technology
equipment Part 1: Safety requirements

Additional Information: See the UL Online Certifications Directory at
<https://iq.ulprospector.com> for additional information.

This *Certificate of Compliance* does not provide authorization to apply the UL Mark. Only the UL Follow-Up
Services Procedure provides authorization to apply the UL Mark.

Only those products bearing the UL Mark should be considered as being UL Certified and covered under UL's
Follow-Up Services.

Look for the UL Certification Mark on the product.



Bruce Mahrenholz, Director North American Certification Program
UL LLC

Any information and documentation involving UL Mark services are provided on behalf of UL LLC (UL) or any authorized licensee of UL. For questions, please
contact a local UL Customer Service Representative at <http://ul.com/about/locations/>

