



IS 13252(Part 1):2010/
IEC 60950-1:2005
R-41179035



(Note.11)



Features

- MEAN WELL patent circuitry and case design
(Application number 202220241473.0, 202230060511.8)
- AC input range selectable by switch
- Withstand 300VAC surge input for 5 second
- Protections: Short circuit / Overload / Over voltage /
Over temperature
- Forced air cooling
- Built-in cooling Fan ON-OFF control
- 1U low profile
- Withstand 5G vibration test
- High operating temperature up to 65°C
- Operating altitude up to 5000 meters (Note.10)
- 3 years warranty
- MTBF>1KK hrs

Description

LRS-600 series is a 600W single-output enclosed type power supply with 41mm of low profile design. Adopting the input of 115VAC or 230VAC (select by switch), the entire series provides an output voltage line of 5V, 12V, 15V, 24V, 27V, 36V and 48V. In addition to the high efficiency up to 92%, with the built-in long life fan LRS-600 can work under -20~+65°C with full load. LRS-600 has the complete protection functions and 5G anti-vibration capability; It is complied with complete international safety regulations. LRS-600 series serves as a high price-to-performance power supply solution for various industrial applications.

Model Encoding

LRS - 600 - 5

Output voltage
Output power
Series name

Applications

- Industrial automation machinery
- Industrial control system
- Mechanical and electrical equipment
- Electronic instruments, equipments or
apparatus

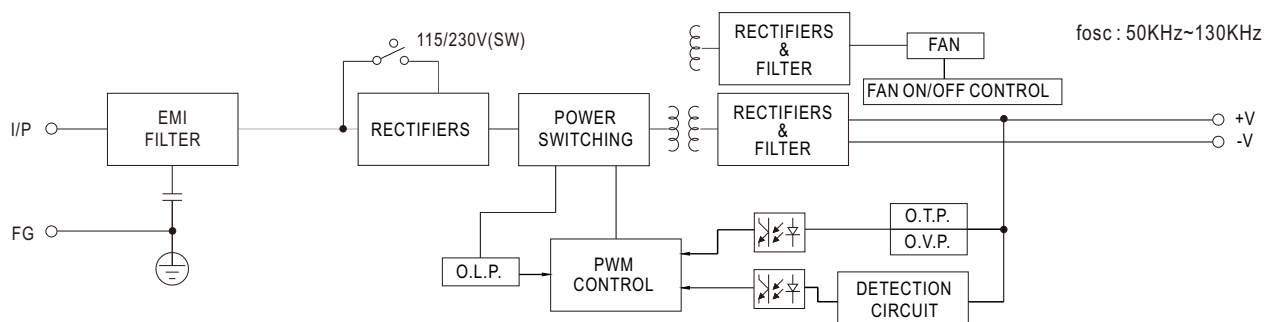
GTIN CODE

MW Search: <https://www.meanwell.com/serviceGTIN.aspx>

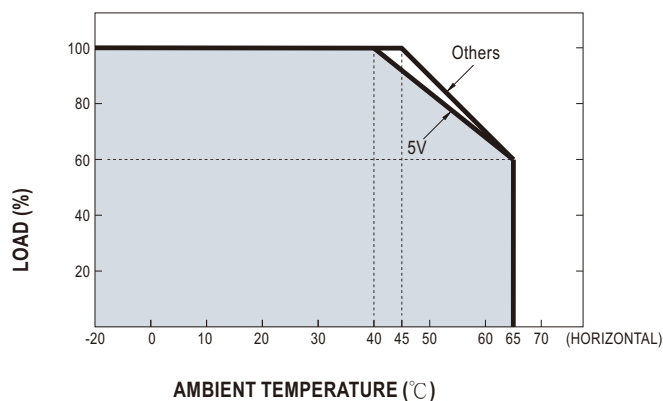
SPECIFICATION

MODEL		LRS-600-5	LRS-600-12	LRS-600-15	LRS-600-24	LRS-600-27	LRS-600-36	LRS-600-48
OUTPUT	DC VOLTAGE	5V	12V	15V	24V	27V	36V	48V
	RATED CURRENT	100A	50A	40A	25A	22.2A	16.6A	12.5A
	CURRENT RANGE	0 ~ 100A	0 ~ 50A	0 ~ 40A	0 ~ 25A	0 ~ 22.2A	0 ~ 16.6A	0 ~ 12.5A
	RATED POWER	500W	600W	600W	600W	599.4W	597.6W	600W
	RIPPLE & NOISE (max.) Note.2	200mVp-p	200mVp-p	200mVp-p	240mVp-p	270mVp-p	360mVp-p	360mVp-p
	VOLTAGE ADJ. RANGE Note.3	4.75 ~ 5.5V	11.4 ~ 13.2V	14.25 ~ 16.5V	22.8 ~ 26.4V	25.65 ~ 29.7V	34.2 ~ 39.6V	45.6 ~ 52.8V
	VOLTAGE TOLERANCE Note.4	±2.0%	±1.5%	±1.0%	±1.0%	±1.0%	±1.0%	±1.0%
	LINE REGULATION Note.5	±0.5%	±0.5%	±0.5%	±0.5%	±0.5%	±0.5%	±0.5%
	LOAD REGULATION Note.6	±2.0%	±1.0%	±0.5%	±0.5%	±0.5%	±0.5%	±0.5%
	SETUP, RISE TIME Note.7	1300ms, 50ms/230VAC 1300ms, 50ms/115VAC at full load						
	HOLD UP TIME (Typ.)	20ms/230VAC 16ms/115VAC at full load						
INPUT	VOLTAGE RANGE Note.8	90 ~ 132VAC / 180 ~ 264VAC by switch 255 ~ 370VDC (switch on 230VAC)						
	FREQUENCY RANGE	47 ~ 63Hz						
	EFFICIENCY (Typ.)	86%	90%	90%	91%	91%	92%	92%
	AC CURRENT (Typ.)	12A/115VAC 7.5A/230VAC						
	INRUSH CURRENT (Typ.)	35A/115VAC 60A/230VAC						
	LEAKAGE CURRENT	<2mA / 240VAC						
PROTECTION (Note.9)	OVER LOAD	105 ~ 150% rated output power Constant current limiting, unit will shutdown after 3 sec. re-power on to recover						
	OVER VOLTAGE	5.75 ~ 6.75V	13.8 ~ 16.2V	18 ~ 21V	27.6 ~ 32.4V	31 ~ 36.5V	41.4 ~ 48.6V	55.2 ~ 64.8V
		Protection type : Shut down o/p voltage, re-power on to recover						
	OVER TEMPERATURE	Shut down o/p voltage, re-power on to recover						
FUNCTION	FAN ON/OFF CONTROL (Typ.)	RTH3 ≥ 50°C FAN ON, ≤ 40°C FAN OFF						
ENVIRONMENT	WORKING TEMP.	-20 ~ +65°C (Refer to "Derating Curve")						
	WORKING HUMIDITY	20 ~ 90% RH non-condensing						
	STORAGE TEMP., HUMIDITY	-40 ~ +85°C, 10 ~ 95% RH						
	TEMP. COEFFICIENT	±0.03%/°C (0 ~ 50°C)						
	VIBRATION	10 ~ 500Hz, 5G 10min./1cycle, 60min. each along X, Y, Z axes						
SAFETY	SAFETY STANDARDS	BS IEC/UL 62368-1, BSMI CNS14336-1, EAC TP TC 004, BIS IS13252(Part1): 2010/IEC 60950-1: 2005, AS/NZS62368.1 approved						
	WITHSTAND VOLTAGE	I/P-O/P:3KVAC I/P-FG:2KVAC O/P-FG:0.5KVAC						
	ISOLATION RESISTANCE	I/P-O/P, I/P-FG, O/P-FG:100M Ohms/500VDC / 25°C / 70% RH						
	EMC EMISSION	Compliance to BSMI CNS13438, EAC TP TC 020						
	EMC IMMUNITY	Compliance to EAC TP TC 020						
OTHERS	MTBF	1533.4K hrs min. Telcordia SR-332(Bellcore) ; 301.7K hrs min. MIL-HDBK-217F (25°C)						
	DIMENSION	225*124*41mm (L*W*H)						
	PACKING	0.95Kg/12pcs/12.4Kg/0.78CUFT						
NOTE		<ol style="list-style-type: none"> All parameters NOT specially mentioned are measured at 230VAC input, rated load and 25°C of ambient temperature. Ripple & noise are measured at 20MHz of bandwidth by using a 12" twisted pair-wire terminated with a 0.1uf & 47uf parallel capacitor. Voltage adjustment can only be operated within the input range of 100~120VAC or 200~240VAC. If the voltage adjustment is performed outside this range, it may cause abnormal output. Tolerance : includes set up tolerance, line regulation and load regulation. Line regulation is measured from low line to high line at rated load. Load regulation is measured from 0% to 100% rated load. Length of set up time is measured at cold start. Turning the power supply on/off frequently may lead to increase of the set up time. Derating may be needed under low input voltages. Please refer to "Static Characteristics" sections for details. Once protections are triggered, 4min(Typ.) of cold down time is required before restart. The ambient temperature derating of 5°C/1000m is needed for operating altitude greater than 2000m(6500ft). This power supply does not meet the harmonic current requirements outlined by EN61000-3-2. Please do not use this power supply under the following conditions: <ol style="list-style-type: none"> the end-devices is used within the European Union, and the end-devices is connected to public mains supply with 220Vac or greater rated nominal voltage, and the power supply is: <ul style="list-style-type: none"> installed in end-devices with average or continuous input power greater than 75W, or belong to part of a lighting system Exception: Power supplies used within the following end-devices do not need to fulfill EN61000-3-2 <ol style="list-style-type: none"> professional equipment with a total rated input power greater than 1000W; symmetrically controlled heating elements with a rated power less than or equal to 200W <p>※ Product Liability Disclaimer : For detailed information, please refer to https://www.meanwell.com/serviceDisclaimer.aspx</p>						

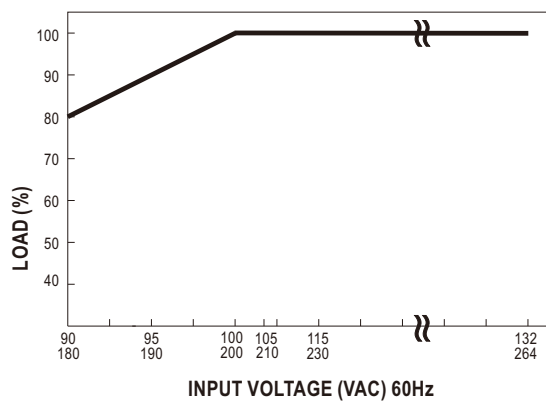
■ Block Diagram



■ Derating Curve



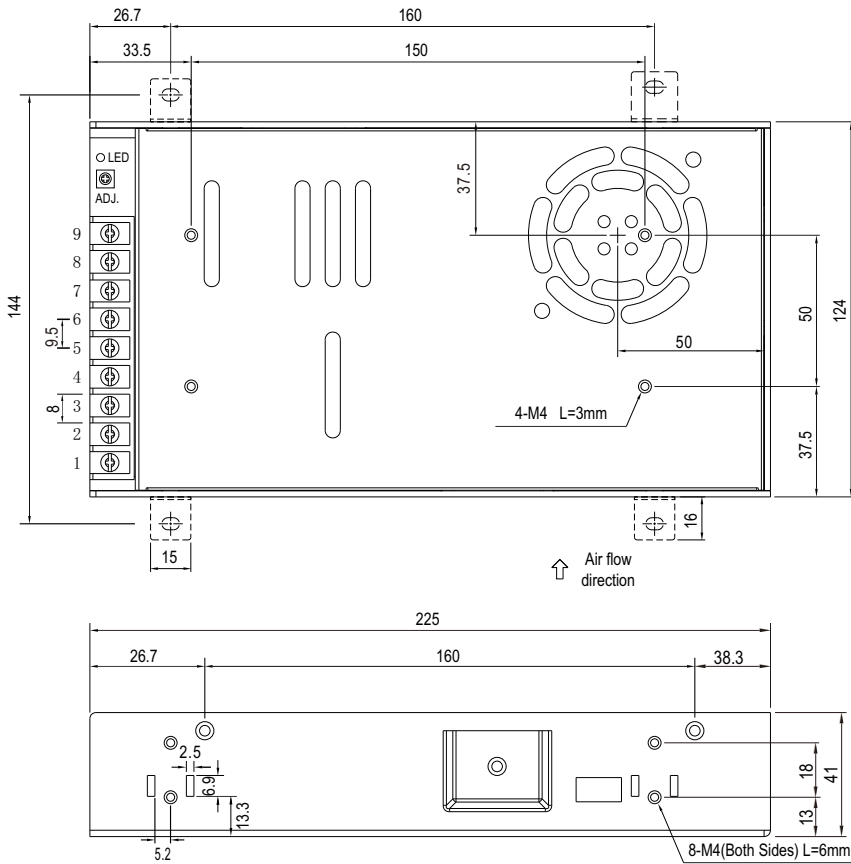
■ Static Characteristics



Note: Due to the test method difference, the rating on label differ from derating curve as follow.

For 5V model, the output current states 100A on label when input voltage > 110Vac, and states 90A when input voltage < 110Vac, please refer to label for detail

■ Mechanical Specification



Terminal Pin No. Assignment :

Pin No.	Assignment	Pin No.	Assignment
1	AC/L	4~6	DC OUTPUT -V
2	AC/N	7~9	DC OUTPUT +V
3	FG \perp		

■ Installation Manual

Please refer to : <http://www.meanwell.com/manual.html>