REV.	Q' TY	ECN. NO.	REASON&CONTENTS	SIGN	DATE
X0			Proposal drawing	Allen Xiao	2011.08.30
1			Updated drawing	Matt	2013.12.16
A0			modify Bushing 2.50-->2.80	kevinhuang	2015.05.16

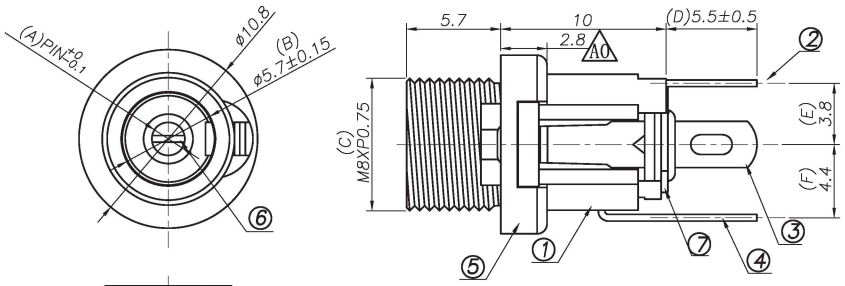

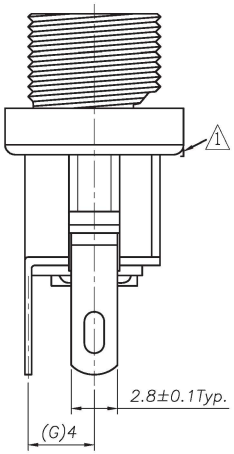

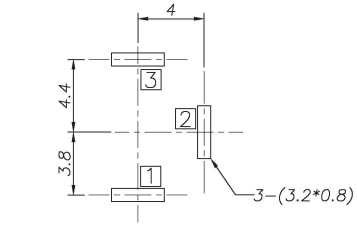

RECOMMENDED P.C.B. LAYOUT
UNSPECIFIED TOLERANCE: ±0.05
(TOP VIEW)

Model NO.	DC0025M-A	DC0025M-B
Schematic	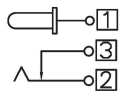	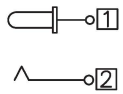

□:TERMINAL NO.

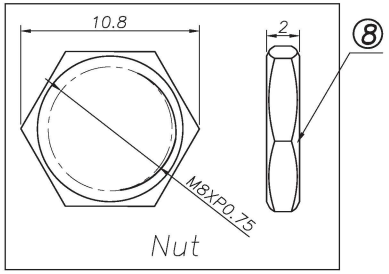

Ordering information:

DC0025M-□ □ PB 0A C 0 4
(1) (2) (3) (4) (5) (6) (7) (8)

(1):Series No
(2):Schematic option: A B
(3):Center pin diameter:H=2.0 I=2.35 J=2.5
(4):Material of housing:PB=PBT
(5):Housing color:
0A=Black
zero
(6):Terminal plating
S=Silver(Ag) T=Tin(Sn)
C=copper&tin alloy plating (Standard)
(7):Special option
0=No special option
(8):Packing mode:
4=Bag packing

Model No.	DC0025M-_H	DC0025M-_I	DC0025M-_J
PIN	ø2.0	ø2.35	ø2.5

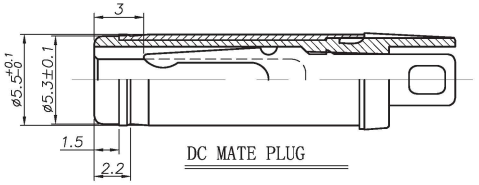

DC MATE PLUG

Specification:
1. Rating : DC 30V 3A.
2. Contact resistance: ≤30mΩ.
After test:≤50mΩ
3. Insulation resistance: ≥100MΩ (500VDC).
After test:≥50MΩ
4. Withstanding voltage: 500VAC.
5. Insertion and extraction force: 3N~30N.
6. life test: 5000cycles min.
7. Operation temperature range:-20℃~70℃.
8. Preservative temperature range:-40℃~85℃.
9. Sign"▲ "is importance dimension.

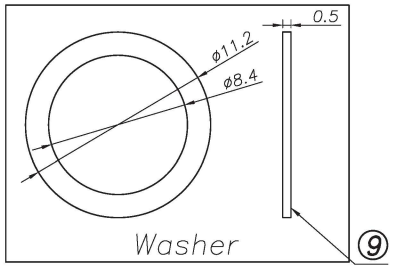

NO.	DESCRIPTION	QTY	MATERIAL	REMARK
⑨	Washer-2	1	Spcc	Nickel plating
⑧	Nut	1	Brass	Nickel plating
⑦	Washer-1	2	Bakelite	
⑥	Pin	1	Bronze	Nickel plating
⑤	Bushing	1	Brass	Nickel plating
④	Shunt Terminal 3	1	Brass	Copper&tin plating
③	Tip Spring 2	1	Phosphor bronze	Copper&tin plating
②	Center pin terminal 1	1	Brass	Copper&tin plating
①	Housing	1	PBT	Black

THIS DOCUMENT IS THE SOLE PROPERTY OF Bsun ELECTRONICS CO., LTD. AND SHOULD NOT BE USED IN WHOLE OR INPART WITHOUT PRIOR WRITTEN PERMISSION.

UNIT:MM
THIRD ANGLE

TOLERANCE	
DIMENSIONS	ANGLES
.X ±0.38	X ±5°
.XX ±0.30	.X ±3°
.XXX±0.15	.XX ±2°

TYPE: DC POWER JACK

MODEL NO: DC0025M-_ _PB0AS04

DRAWING TYPE: CUSTOMER DRAWING

DRAWING NO:

SCALE	VER.	PAGE
N/A	A0	1/1

DESIGNER BY: 欧建明 2015.05.15
CHECK BY:
APPROVED BY: